

**Fujitsu
Services**

IMPACT Release 3 Design Proposal

Ref.: EA/DPR/004

Version 2.0

:

Date: 20/12/2004

COMMERCIAL IN CONFIDENCE

Document Title: IMPACT Release 3 Design Proposal

Document Type: Design Proposal

Release S80

Abstract: This document is the Design Proposal for the Horizon aspects of Release Three of IMPACT (was known as End-to-End Re-architecting Release 2).

Document Status: Approved

Originator & Department: Gareth I Jenkins (Tel: **GRO**) - RASD

Contributors:

Approval Authorities

Name	Position	Signature	Date
Tony Drahota	Manager RASD Fujitsu Services Post Office Account		

Fujitsu
Services

IMPACT Release 3 Design Proposal

Ref.: EA/DPR/004

Version 2.0

:

Date: 20/12/2004

COMMERCIAL IN CONFIDENCE

Chapter 0 - Document Control

0.1 DOCUMENT HISTORY

Version	Date	Reason for Issue	Associated CP/ Pin/CL Nos.
0.1	16/03/2004	First Draft issued for comment.	None
0.2	08/04/2004	Second Draft issued for comment.	None
0.3	29/04/2004	Third Draft issued for comment.	None
1.0	30/04/2004	Baselined version	None
1.1	16/09/2004	Changes to include feedback from HLDs and CRs	CP-Cash_Decl CP-Rep_Clar CP 3787; CP 3797; CP 3823 CP 3813
2.0	20/12/2004	Changes to include review comments and CRs	CP 3843 CP 3842 CP 3844 CP 3888

0.2 REVIEW DETAILS

Review Comments by:	
Review Comments to:	Originator

Mandatory Review Authority	Name
RASD	Phil Boardman (*)
Development Design	Pete Jobson (*)
	Phil Hemingway (*)
	Martin Nixon (*)
	Rex Dixon
	Duncan MacDonald
	Sudhanshu Agrawal
	Peter Ashdown (*)
ITU	Janusz Holender
Customer Services	Reg Barton
Post Office Ltd	Karen Hillsden
Optional Review/Issued for Information	
RASD	Allan Hodgkinson
	Tony Drahota
	Bob Gurney
	Nial Finnegan
	Clive Williams
	James Stinchcombe
	Glenn Stephens
Development	Dave Johns
	Kevin Watson
	Alan D'Alvarez
	Roy Birkinshaw
	Chris Bailey
	Trevor Leahy

	Roger Barnes
	Roger Donato (*)
	Tom Northcott
	Walter Wright
	Mark Scardifield
	Simon Fawkes
	Mark Ascott
	Andy Scott
	Miriam Bell (*)
	Karen Morley
	Colin Mills (*)
ITU	Peter J Robinson
	Neil Gormley
	Eric Jennings (*)
Programmes	Bill Reynolds
Customer Services	Mik Peach
Post Office Ltd	Torstein Godeseth

(*) = Reviewers that returned comments

0.3 ASSOCIATED DOCUMENTS

Reference	Doc	Version	Date	Title	Source
[AUDIT]	CR/FSP/006			Audit Trail Functional Specification	POA
[CDBT]	EA/CDE/002	1.0		Branch Trading Reporting, Management and Control and Transaction Management Conceptual Design	Post Office Ltd / POA
[CDBTCR1]				Changes to [CDBT]/	POA
[CDPOLFS]	BD/CDE/008	0.5		PO Ltd Financial Systems Release 3 Conceptual Design	Post Office Ltd / Prism
[CDPROG]	AccCM-PCD CR/CDE/006	3.2		Accounting & Cash Management Programme-Release 1 - Conceptual Design	Post Office Ltd
[CT]	CT207c			Commercial Terms for Impact Release 3 - Solution Build & Test and Implementation Stages (Branch Trading Horizon Enhancements)	POA
[CTRBAL]	EA/HLD/005			Impact Release 3 - Counter Design for Balancing, Rollover and Stock Processing	POA
[CTRDEC]	EA/HLD/006			Impact Release 3 - Counter Design for Declaration, Correction and Revaluation	POA
[CTSAIS]	EA/IFS/005	1.0		Horizon to POL Client Transmission Summaries AIS	POA
[DIAGBAL]	EA/IFS/013			Impact Release 3 - Balancing and Trading Statement Production User Interface	POA
[DIAGDEC]	EA/IFS/012			Impact Release 3 - Declaration, Correction and Revaluation User Interface	POA
[DIAGREP]	EA/IFS/011			Impact Release 3 - Report Production User Interface	POA

¹ This isn't a stand-alone document but is Attachment 1 to [CT].

[DRSHLD]	NB/HLD/026			DRS Host Application and Workstation High Level Design Delta for IMPACT Release 3	POA
[DRSREP]	CS/SPE/011			Network Banking End To End Reconciliation Reporting	POA
[DWhHLD]	DW/DES/088			Data Warehouse Outbound Data File Delivery HLD	POA
[E2EBRS]	BD/BRD/017	0.1	21/02/03	Business Requirements - End to End Re-Architecting Post Office Product, Branch, Client, Cash and Stock Processes & Systems Feasibility Study	Post Office Ltd
[HRSAPAI5] ²		1.5		HR SAP 4.6B Interface Documentation ³	Prism
[HRSAPAI51]	EA/HR/001 EA/IFS/015	1.0		Horizon To SAP Human Resources System - Pivot Interface Specification	Prism
[LFSHLD]	LFS/DES/003	4.0		LFS Host HLD	POA
[MENU]	SD/SPE/016	34.0		Horizon OPS Menu Hierarchy	POA
[MIGOVW]	EA/HLD/008			Impact Release 3 - Migration High Level Design	POA
[MIGSTGY]	SU/STR/007	0.7		IMPACT Programme S80 Migration Strategy	Post Office Ltd
[MISAIS]	EA/IFS/006	1.1		Horizon to POL MIS AIS	POA
[POLFSAIS]	EA/IFS/003	0.5		POL FS AIS	Prism
[POLFSMAP]	POL/E2E/ DES/011 EA/CDE/001	1.0		Mapping of Horizon products to POL FS chart of accounts codes	Post Office Ltd
[POLTIS]	TI/IFS/008			Horizon to Post Office Technical Interface Specification	POA
[RDMCHLD]	RD/DES/056			Reference Data End to End High Level Design for S80 (Impact, Track & Trace, +1 Sales)	POA
[RDMIG]	RD/DES/059			S80 Impact – Reference Data Requirements to support Functional Changes and to control Migration	POA
[RDMOD]	RD/DES/057			RDMC / RDDS High Level Design for S80 Impact	POA
[RDRV]	RDP/TEC/951 RD/CSD/002	2.3 ⁴	12/01/04	Reference Data Rules and Values	Post Office Ltd
[RDSAIS]	RDP/AIS/014 BF/IFS/010	6.4		Application Interface Specification Reference Data to Pathway	Post Office Ltd
[RDTPSAIS]	RD/IFS/018			RDMC to TPS Application Data Interface	POA
[RECON]	BP/SPE/034			Reconciliation definition	POA
[RIPCNT]	TD/SPE/010			Riposte 6 Message Server Configuration for Counters	POA
[RIPCS]	TD/SPE/009			Riposte 6 Message Server Configuration for Correspondence Servers	POA

² We do not formally have a copy of this document. The relevant information is now all in [HRSAPAI51], however I've retained this reference for completeness.

³ This defines the current interface from CBDB to HR SAP.

⁴ NB this is the current interface. We have not received a version for the S80 changes yet. It is assumed to be a later version of the same document.

[RIPDC]	TD/SPE/011			Riposte 6 Message Server Configuration for Riposte "Clients"	POA
[REPREC]	SD/DES/005			Horizon OPS Reports & Receipts.	POA
[S15]				Schedule 15 of the Contract - Service Levels and Remedies	Post Office Ltd
[SAPDP]	EA/DPR/005			Impact R3 SAP Hosting Design Proposal	POA
[SLA]	SPR/MT/007 CS/SLA/002	1.0		Service Level Targets for Horizon Services	Post Office Ltd
[TCAIS]	EA/IFS/002	1.6		POL Finance Systems to TMS / Horizon Transactional Corrections Interface Specification	Prism
[TIP AIS]	TI/IFS/001	7.0		Pathway to TIP Application Interface Specification	Post Office Ltd
[TPSAGTHLD]	EA/HLD/010			TPS Agent HLD	POA
[TPSDWHAIS]	DW/IFS/021			TPS Application Interface Specification	POA
[TPSMAP]	AD/DES/047			Agent to TPS Mapping Table	POA
[TPSPOLFS]	EA/HLD/007			TPS POL FS Summarisation HLD	POA
[TPSOTHER]	EA/HLD/009			TPS HR SAP Summarisation & Transaction Corrections HLD	POA
[VOLS]	PA/PER/033	2.0		Horizon Capacity Management and Business Volumes	POA

Unless a specific version is referred to above, reference should be made to the current approved versions of the documents.

0.4 ABBREVIATIONS & DEFINITIONS

0.4.1 Abbreviations

Abbreviation	Definition
Acks	Acknowledgments
ADC	Advanced Distribution Centre: Used as an abbreviation on the Horizon desktop for Remittances to and from SAP ADS
AIS	Application Interface Specification
APS	Automated Payments Service. The subsystem that handles the acceptance of automated payments on behalf of Post Office clients and passes details of those payments directly to the clients.
ARL	Additional Remedy Level
BIT	Business Integration Test
BLOB	Binary Large Object (a mechanism used by both Riposte and Oracle to hold an arbitrary piece of binary within the normal "database" structures)
C112	The version of the Banking or Debit Card confirmation message picked up by the TPS harvester for summarisation to POL FS made available to the DRS system for Reconciliation.
C12	The version of the Banking or Debit Card confirmation message harvested in real-time to the DRS system for Reconciliation.
CAP	Cash Account Period
CAPO	Card Account for Post Office. The special Bank Account provided by Post Office for Benefit Payments.
CAS	Counter Application Scheduler
CBDB	Counters Business DataBase. Post Office Limited's current Accounting Systems
CCD	Contract Controlled Document
CD	Conceptual Design

Fujitsu
Services

IMPACT Release 3 Design Proposal

Ref.: EA/DPR/004

Version 2.0

:

Date: 20/12/2004

COMMERCIAL IN CONFIDENCE

CP	Change Proposal (A formal mechanism within Fujitsu Services Post Office Account for controlling changes)
CR	Change Request (A formal mechanism within Post Office Ltd for controlling changes and requesting changes to be made by Fujitsu Services)
CT	Commercial Terms
CTS	Client Transmission Summaries
CTT	Counter Transaction Timings
DIT	Direct Interface Test
DP	Design Proposal
DRS	Data Reconciliation Service. A system used to reconcile the on-line transactions between the Financial Institutions and Horizon
DWh	Data Warehouse
E2E	End to End testing where testing is carried out by POL of the full business processes
EDS	The company which Post Office Ltd's cheque processing is outsourced to
EOD	End of Day
FAD	Financial Accounts Division (FAD Code)
FRTS	First Rate Transaction Services (the Joint venture between Post Office Ltd and the Bank of Ireland that handles Post Office's Bureau de Change products)
FTMS	File Transfer Management Service
HLD	High Level Design
HR SAP	The SAP System used by Royal mail Group's Human Resources to pay sub-postmasters
ITU	Integration and Testing Unit (within Fujitsu Services Post Office Account)
LDT	Liquidated Damage Threshold
LFS	Logistics Feeder Service
LPO	Local Persistent Object
MI	Management Information
MIS	Management Information System
NB103	A Report produced from the DRS reconciling Banking and Debit Card Transactions against the Cash Account Period they were carried out in.
NBE	Network Banking Engine
NBSC	Network Business Support Centre (?) This is the Help desk operated by Post Office Ltd to support branch staff with business problems.
NRDS	New Reference Data System (a replacement from RDS)
OBCS	Order Book Control Service
OLA	Operational Level Agreement
ONCH	Overnight Cash Holding
OPTIP	Operational TIP
PIT	Product Introduction Test
PO Ltd	Post Office Ltd
POA	Post Office Account
POL	Post Office Ltd
POL FS	Post Office Ltd's Financial System
POL MIS	Post Office Ltd Management Information System This is a Post Office Ltd system used to provide management information to Post Office Ltd staff. This is sometimes referred to as the POL Data Warehouse and should not be confused by the Post Office Account Data Warehouse which is used for measuring service delivery and is internal to Horizon.
RDDS	Reference Data Distribution Service
RDMC	Reference Data Management Centre
RDS	Reference Data System
Rem	Remittance
RMG	Royal Mail Group
S80	System Release 80. A Horizon Release.
SAP	An industry standard accounting system
SAP ADS	SAP Advanced Distribution System
SLA	Service Level Agreement
SLT	Service Level Target
SU	Stock Unit
TC	Transaction Correction

TIP	Transactional Information Processing
TIS	Technical Interface Specification
TMS	Transaction Management System
TPS	Transaction Processing System
UIDP	User Interface Design Proposal

0.4.2 Definitions

The following terms, when capitalised as here, have specific meanings as indicated.

Term	Definition
Account	An account within POL FS into which Transactions or Summaries are posted. The mapping of Horizon Products and the modes in which they are transacted onto POL FS accounts will be defined in Reference Data.
Agent	A component of the Horizon architecture which links Host Systems to Riposte. Note that it is used in other documents to refer to a person working in a Branch, however in this document it is purely used to refer to the Horizon System component
AP Clients	Post Office Ltd's Clients for the Automated Payment Service
Article	A term used in SAP to represent a Product
Article Mode	A concept in the mapping of products and Modes to Articles
Balancing	The process by which a clerk ensures that all the cash and stock for which they are responsible is correct.
Branch	The term used for any Post Office wither operated directly by POL or on their behalf by a sub-postmaster. In the past the term Outlet was used (but I hope I've avoided it in this document!)
Branch Manager	The person responsible for the operation of a Post Office Branch
Branch Trading Statement	A report providing a summary of what has happened within a Branch during a Trading Period
Card Account	The special Bank Account provided by Post Office for Benefit Payments.
Cash Account	The mechanism by which a Postmaster currently reports their liability to POL
Cash Centre	A place where cash is prepared to delivery for Branches (and non-POL destinations) and to which cash is returned. Their cash is managed through SAP ADS.
Clerk	A person working in a Branch who uses Horizon
Counter	The terminal used by a clerk when interacting with Horizon. Note that there are also "back office" counters in some larger branches which are purely for administrative functions.
Data Centre	The Central Systems run by Fujitsu Services in their Data Centres of Bootle and Wigan.
Data Warehouse	A System used to hold data for long term analysis
Desktop	The software that provides the interface to Horizon for a Clerk
E-Pay	A company which acts as an agent for Electronic Top ups on behalf of all the mobile phone operators.
End of Day	End of Day is defined as taking place 30 mins after the scheduled closing time (in Reference Data) for a Branch or 19:00 whichever is earlier. Horizon has a mechanism whereby background processes can be triggered to operate in the Branch at the End of Day time, for example to trigger the harvesting of that day's transactions.
Error Notice	A manual mechanism by which the Central Post Office Ltd accounting functions can request corrections are made to branch accounts following various errors. This is to be replaced by Transaction Corrections.
FAD Code	Unique identifier for a Branch
Financial Institution	An independent organisation providing Financial services (usually Banking or Debit Card)
Harvester	A software Agent that transfers data from Riposte to a Host System

Horizon	That part of Post Office Ltd's System developed and operated by Fujitsu Services
Host	A component of the Horizon architecture that supports databases and database processing
Huthwaite	The location of Post Office Ltd's Data Centre
Impact	The programme within Post Office Ltd which is making change to Improve the accounting processes.
Loader	A software Agent that transfers data from a Host System to Riposte
Logon	The mechanism by which a user connects to the counter and identifies themselves.
Maestro	The Job Scheduling software used within Horizon
Mails	The SmartPost application used to aid clerks in calculating the postage required for any item and printing labels for affixing to the items
Messagestore	The storage mechanism used by Riposte
Mode	Identifies the business functions under which a counter transaction is being carried out.
Outlet	No longer used. This term has now been replaced by Branch.
Persistent Object	A technique used within Riposte for holding data indefinitely rather than transiently
Postmaster	The person responsible for a Branch. (Used interchangeably with Branch Manager.)
Prism	The organisation who supply and operate Post Office Ltd's back-end systems
Prism Alliance	The organisation that is responsible for the development, operation and support of Royal Mail Group's central systems including those of Post Office Ltd.
Product	Something that is transacted at a counter. Products may be Stock products or Service products.
Quantum	A Smart Card used to top up Gas meters.
Reference Data	A mechanism by which parameter values are held outside code in such a way that they can be easily updated through defined processes
Remittance	The receipt or despatch of some item of Stock in a Branch
Replenishment Delivery	An electronic flow indicating the amount of cash to be delivered to a Branch
Riposte	A product from Escher Group Ltd that provides a messaging middleware for communication between Branches and the Horizon Data Centre
Rollover	The means by which a Stock Unit moves from one Trading (or Balance) Period to another
Settlement Product	A Product whose prime purpose is to enable EPOSS to balance a customer session. Its use is primarily in those Modes where there is no clear settlement, such as Transfers and remittances.
Soft Launch	A mechanism that allows functionality to be activated independently of Software installation at Branches
Stock Unit	A means of accounting within a Branch
Streamline	A company which acts as a Merchant Acquirer processing Debit card Transactions on behalf of other Financial Institutions.
Sub-File	That part of a file of data that holds the data associated with a single Branch's trading on a single Trading Date
Summarisation	This is the process of taking the information from a set of transactions and producing a summary total of the overall net effect of such transactions. For Release 1, this summarisation will be simply to add up the Sale Value of all relevant Transactions with due regard to the arithmetic sign.
Supervisor	A role within a Branch with special privileges
Suspense Account	A means by which cash discrepancies can be accounted for with a branch outside of any Stock Unit.
Tertiary Mapping	A new form of mapping used for Stock products to enable them to appear correctly on the various counter reports.
Tivoli	The Systems Management Software used within Horizon

Trading Day	The accounting day within a Branch. It is defined to end 30 minutes after the scheduled Branch closing time or 19:00 whichever is earlier. Any transactions that take place after the end of the Trading Day are considered to be part of the following Trading Day.
Transaction	This represents an EPOSSTransaction written to the Riposte message store. The sum of the sale values of all Transactions within a Customer Session will always be zero thus enabling normal double entry book-keeping to be carried out.
Transaction Correction	An automated mechanism by which the Central Post Office Ltd accounting functions can request corrections are made to branch accounts following various errors. This replaces Error Notices.
Watercard	A Smart Card used to top up Water meters.

0.5 CHANGES IN THIS VERSION

0.5.1 Changes in Version 2.0

Changes from version 1.1 are marked in red (like this) with significant deletions in ~~red-strikeout (like this)~~.

Note that in some places where a section has had major changes I've not preserved the original text to make the new description more readable. Such sections are clearly marked.

Changes are primarily:

- Incorporation of CPs 3842, 3843, 3844 & 3888

0.5.2 Changes in Version 1.1

This is called 1.1e to allow for informal circulation. The formal issue will be 1.1.

This supersedes various informal issues 1.1a through to 1.1b.

Changes from version 1.0 to version 1.1a are marked in red (like this) with significant deletions in ~~red-strikeout (like this)~~. Changes from Version 1.1a are in violet (like this). Changes from Version 1.1b are in brown (like this).

Note that in some places where a section has had major changes I've not preserved the original text to make the new description more readable. Such sections are clearly marked.

I have attempted to maintain the sub-section numbers within sections 2.5, Chapter 3 and Chapter 4 to aid traceability from other documents. This may result in some sections being empty. New sub-sections are added at the end of their parent section to aid this even if this is not necessarily the most logical place. Note that section 2.6 has been restructured and in particular the subsections of 2.6.3 have all changed. Note that Figure numbers and Table numbers may well have changed.

Changes are primarily:

- The breakdown of work between the various HLDs has now been included in section 1.5
- The excluded interfaces (SAP ADS Transaction Data and CAPO remuneration data) have been removed from the DP to avoid confusion as to their status
- Migration Terminology has been aligned with that defined in [MIGSTGY].
- Alignment with the lower level documents, ie User Interface Design Proposals, HLDs and AISs, which are now available. In some cases this has resulted in text being removed from the DP to avoid duplication.
- Section on LFS Harvester included since it has now been decided to cut-off the Weekly Stock data in the LFS Harvester to simplify migration
- Details of Post Office Ltd Change Requests and Fujitsu Change Proposals included as section 8.5
- Some of the more detailed discussion sections have either been removed (if the subject is now covered in a lower level document) or moved to an appendix within Chapter 9 (if the discussion may be relevant for future CRs).

0.5.3 Changes in Version 1.0

Changes from version 0.3b to 1.0 are marked in green (like this).

0.5.4 Changes in Version 0.3

This is called 0.3c to allow for informal circulation. The formal issue will be 0.3

This supersedes various informal issues 0.3a through to 0.3b.

Version 0.3b has been put into PVCS as version 0.3 without further change.

Changes from version 0.2 to version 0.3a are marked in red (like this) with significant deletions in ~~red-strikeout (like this)~~. Changes from 0.3a to 0.3b are in violet (like this).

Note that in some places where a section has had major changes I've not preserved the original text to make the new description more readable. Such sections are clearly marked.

Changes are primarily:

- The expansion of sections which were previously TBS
- Resolution of issues highlighted in version 0.2
- Alignment with the design that was costed for the CT.

Version 0.3 is being sent on a limited circulation and it is expected that it will be updated to version 1.0 for baselining shortly.

0.5.5 Changes in Version 0.2

This supersedes various informal issues 0.2a through to 0.2d.

Changes from version 0.1 to version 0.2a are marked in red (like this) with significant deletions in red ~~strikeout~~ (like this). Changes from 0.2a to 0.2b are in violet (like this). Changes from version 0.2b to 0.2c are marked in green (like this). Changes from version 0.2c to 0.2d are marked in brown (like this). Changes from version 0.2d are marked in dark teal (like this).

Note that in some places where a section has had major changes I've not preserved the original text to make the new description more readable. Such sections are clearly marked.

Since most of the document has changed significantly, no attempt has been made to summarise the areas of change here.

0.5.6 Changes in Version 0.1

This is called 0.1d to allow for informal circulation. The formal issue will be 0.1
This supersedes various informal issues 0.1a through to 0.1c.

None. This is the first version.

0.6 CHANGES EXPECTED

0.6.1 Outstanding Design Issues

A number of areas of in the document require clarification. These are marked in **yellow** or **green** highlight in this working draft (as indicated):

- Yellow highlight indicates further investigation required within Fujitsu Services or significant bits of text to be produced
- Green Highlight indicates a clarification of requirements is needed from Post Office Limited.

Wherever possible a working assumption is recorded.

There are also a number of minor comments that require resolving that are made in a distinctive style like this.

I've split such outstanding issues into three lists:

- Issues to be resolved by Post Office Ltd
- Issues to be resolved within Fujitsu Services
- Issues in previous versions of this DP which are now resolved (noting their resolution). Such issues will be removed in the next issue of this DP.

Section	Issue	Action	On	Date
	None			

Table 1 – Outstanding Issues on Post Office Ltd

Section	Issue	Action	On	Date
	None			

Table 2 – Outstanding Issues on Fujitsu Services POA

The following table is here to provide an audit of issues resolved since version 1.0 and the various intermediate versions of this DP. It will be removed at the next issue.

Section	Issue	Action	On	Date
1.5.3	Define where "Protection against Data Loss" is to be covered in HLD.	Covered in [CTRDEC]	GHJ / PJ	Closed
1.5.3	Define where "Reversal Control" is to be covered in UIDP / HLD. Also MiMAN	Email sent to Martin / Phil	GHJ / PJ	Closed
1.5.3	Define where "Protection against lost data at system start" and "Change APS to use EPOSS Core" is to be covered in HLDs.	Email sent to KW Done	GHJ / KW	Closed
1.6.1.1	What do we do about Training Mode? I recommend killing it.	Decide and then raise a CR Included in PSO CR00280	DP / MK	Closed
1.6.1.1	What do we do about Training Mode? I recommend killing it.	Depends on response from POL Killed!	GHJ	Closed
2.3	Add section on Reconciliation	Done	GHJ	Closed
2.3.1	How do TCs work with Stock / NAD / Mode SO	Clarify requirement and perhaps update AIS	KH / CR	Closed
2.5.1.1.1	Can we extend from 42 days?	Trying to sort out a commercial offer for POL. Can't be done	GHJ / BR	Closed
2.5.1.1.1.4	Sort this out with Karen Morley	Email sent to Kevin Watson re this Doc provided by Roger Goldring	GHJ	Closed
2.5.1.1.2.4	Need to include migration implications	No longer relevant	GHJ	Closed
2.5.1.1.2.4	Needs tidying.	Done	GHJ	Closed
2.5.1.1.2.4	How do we capture Euro Stamp change?	Ensure that this is managed through OBC Assumed done.	KH	Closed
2.5.1.1.2.4	Confirm that none of these exceptional products need to be re-valued. Related to this, I suspect that POL FS can't handle any such products so do we need to prohibit them	Assumed OK.	KH / PG	Closed
2.5.1.1.2.4	What do we do with Postal Orders and their fees?	CR Needed? CR 265 raised – under discussion Assumed to be withdrawn	KH	Closed
2.5.1.1.3	Needs tidying.	Done	GHJ	Closed
2.5.1.1.4	Emergency Suspense	Are there any new requirements coming out of this? CR Needed? No All OBC	KH	Closed
2.5.1.1.5	Need to ensure picked up by APS	Email sent to Kevin Watson re this Assumed OK	GHJ	Closed
2.5.1.1.7	What are UI implications?	Await HLD info	GHJ Dev	Closed

Fujitsu
Services

IMPACT Release 3 Design Proposal

Ref.: EA/DPR/004

Version 2.0

:

Date: 20/12/2004

COMMERCIAL IN CONFIDENCE

2.5.1.2.1	Confirm that it is OK to always follow the Cash Declaration detailed dialogues	If this is not the case, then raise a CR OK	KH / BG	Closed
2.5.1.2.1.2	Which way do the signs go?		GIJ	Closed
2.5.1.3.7.1	How do we handle zeros?	Now resolved	GIJ Dev	Closed
2.5.1.3.8	What are the rules for deciding what can be reprinted?	Clarified	Dev	Closed
2.5.1.3.8	Stock Unit Balance Reports:	Can reprint last TP Rollover and all BP rollovers in the current and previous TP.	KH	Closed
2.5.1.3.8	Counters Revenue Schedule Report: Is this still needed	No	KH	Closed
2.5.1.3.9				
2.5.1.3.11	Need to complete this section	Waiting for CR from POL Done	GIJ	Closed
2.5.1.4.1.1	Future of Parcel Traffic	CR needed? No. This is to stay	KH	Closed
2.5.1.4.1.2	Confirm that the described mechanism is OK	OK	BG	Closed
2.5.1.4.2	Is Non-accounting Data check still needed?	Yes	KH	Closed
2.5.1.4.2	How do we remember the Suspense summary?	Leave to HLD	Dev	Closed
2.5.1.4.2	What if a SU rolls early?. How do we reprint BTS then?	Leave to HLD	Dev	Closed
2.5.1.5.3	Align with HLD	Done	GIJ / MN	Closed
2.5.1.5.5	Move to 2.3	Done	GIJ	Closed
2.5.1.6.3	Are Roles configurable	MN to update HLD	MN	Closed
2.5.1.7.1	Implications for isolated nodes?	Use EPOSS Watchdog, but need to link to other docs Covered in [CTRDEC]	GIJ	Closed
2.5.1.7.1	Are the signs correct?	Yes	GIJ	Closed
2.5.1.7.2	Need HLD to be updated.	Done	MN	Closed
2.5.1.8	How do we handle CAP / TP decision for MiMAN	Now in section 2.6.3.2.6	GIJ / PH	Closed
2.5.1.8	Are the simple MiMAN changes described adequate?	Confirmed	KH	Closed
2.5.2.1	Is there an impact on RDT?	No	DMeD	Closed
2.5.2.4	Product Ids for new Events	[RDMIG] will cover this	Andy- Corbett	Closed
2.5.2.7	AIS Changes needed to handle negative numbers	Included in PSO_CR00272	NS	Closed
2.5.2.10	Confirm no problem with negative input	Included in PSO_CR00275	KH / NS	Closed
2.5.2.10	Clarify Signage Rules and negative values in headers	Included in PSO_CR00275	NS	Closed
2.5.2.12	Need to extend AIS to allow us to reject records that fail Ref Data validation.	Draft AIS changes These are currently in [TPSOTHER] Done	GIJ / PA	Closed
2.5.2.12	Include CR 264	Done	GIJ	Closed
2.5.2.14	Are there migration implications of this?	No	GIJ	Closed
2.5.2.14	How to we interface to FRTS?	Assumed OK	CA / PG	Closed
2.6.1.6	Remove?	Done	GIJ	Closed
2.6.2	Complete details of FTMS changes	Done	GIJ	Closed
2.6.3	Son of MiMAN	Added	GIJ	Closed

2.6.3.1.2	Is a POL FS Pilot required and if so what is the scope and purpose?	CR 3870 has been raised to address this. Out of Scope	KH / PG	Closed
2.6.3.1.3	How do we suppress alerts on missing TC files? Do we actually raise them?	There aren't any specified	GIJ / PA	Closed
2.6.3.2.1 9.3	Do some of these Suspense account changes need to move to a later point?	Included in PSO_CR00268	KH	Closed
2.6.3.2.5	How do we handle multiple conflicting soft launches?	Take the earliest CAP.	GIJ / MN	Closed
3.4.1	This detail needs to move to [CTRBAL].	Done	GIJ / MN / PH	Closed

Table 3 –Resolved Issues

0.7 CONTENTS

0.7.1 Table of Contents

CHAPTER 0 - DOCUMENT CONTROL.....	2
0.1 DOCUMENT HISTORY.....	2
0.2 REVIEW DETAILS.....	2
0.3 ASSOCIATED DOCUMENTS.....	3
0.4 ABBREVIATIONS & DEFINITIONS.....	5
0.4.1 Abbreviations.....	5
0.4.2 Definitions.....	7
0.5 CHANGES IN THIS VERSION.....	9
0.5.1 Changes in Version 2.0.....	9
0.5.2 Changes in Version 1.1.....	9
0.5.3 Changes in Version 1.0.....	10
0.5.4 Changes in Version 0.3.....	10
0.5.5 Changes in Version 0.2.....	10
0.5.6 Changes in Version 0.1.....	11
0.6 CHANGES EXPECTED.....	11
0.6.1 Outstanding Design Issues.....	11
0.7 CONTENTS.....	14

0.7.1	Table of Contents.....	14
0.7.2	Table of Figures.....	19
0.7.3	Table of Tables.....	19
CHAPTER 1 - INTRODUCTION.....		21
1.1	PRIVACY AND CONFIDENTIALITY.....	21
1.1.1	Accuracy.....	21
1.1.2	Copyright.....	21
1.2	SCOPE OF THE DOCUMENT.....	21
1.2.1	Scope.....	21
1.2.2	Timescales and Phasing.....	22
1.2.3	Potential for Change.....	22
1.2.4	Requirements Out of Scope.....	22
1.3	REQUIREMENTS OVERVIEW.....	22
1.4	DOCUMENT SUMMARY.....	23
1.5	OTHER AFFECTED DOCUMENTS.....	24
1.5.1	Counter High Level Design.....	25
1.5.2	User Interface Design Proposals.....	25
1.5.3	Counter Index Check.....	27
1.5.4	TPS Host High Level Design.....	29
1.5.5	Host Index Check.....	29
1.6	DEPENDENCIES ON POST OFFICE LTD.....	29
1.6.1	Exceptions.....	30
1.6.1.1	Training.....	30
CHAPTER 2 - SOLUTION OUTLINE DESIGN.....		31
2.1	GENERAL.....	31
2.2	OVERVIEW OF IMPACT RELEASE 3 COMPONENTS.....	31
2.2.1	Breakdown of Horizon Systems.....	33
2.2.2	Breakdown of Branch Systems.....	33
2.2.3	Breakdown of TMS.....	35

2.2.4	Breakdown of Transaction Storage.....	36
2.3	MAJOR NEW END TO END CONCEPTS.....	37
2.3.1	Transaction Corrections.....	38
2.3.2	Reconciliation.....	39
2.4	UNCHANGED PROCESSES.....	40
2.5	CHANGED COMPONENTS.....	40
2.5.1	Counter Components.....	40
2.5.1.1	Branch Transactions.....	40
2.5.1.2	Changes to Cash / Stock declarations and handling of variances.....	49
2.5.1.3	Reporting.....	57
2.5.1.4	Balancing and Rollover.....	66
2.5.1.5	EOD.....	71
2.5.1.6	Logon Checks.....	73
2.5.1.7	Process Transaction Correction.....	74
2.5.1.8	MiMAN.....	78
2.5.1.9	Removal of Training Mode.....	78
2.5.2	Host Components.....	78
2.5.2.1	RDMC.....	78
2.5.2.2	LFS.....	78
2.5.2.3	Process SAP ADS Transactions.....	79
2.5.2.4	TPS Harvesting.....	79
2.5.2.5	DRS Host.....	80
2.5.2.6	APS Host.....	81
2.5.2.7	Generate MIS Info.....	81
2.5.2.8	Transaction Summarisation.....	81
2.5.2.9	Accept CAPO Data.....	84
2.5.2.10	Generate HR SAP Info.....	84
2.5.2.11	Generate POL FS Info.....	85
2.5.2.12	Transaction Correction.....	85
2.5.2.13	POA Data Warehouse.....	86
2.5.2.14	TPS Host.....	89
2.6	MIGRATION CONSIDERATIONS.....	90
2.6.1	Migration Overview.....	91
2.6.1.1	Data Centre Migration.....	91
2.6.1.2	Counter Software Upgrade.....	92
2.6.1.3	Switch to new POL FS Interface.....	92
2.6.1.4	Running the Final Counter Cash Account for CBDB.....	92
2.6.1.5	Switch of TMS feed of Transactions from OPTIP to MIS.....	93
2.6.1.6	Delayed Counter Software Upgrade.....	93
2.6.1.7	Upgrade of Counter processes to operate Branch Trading Statement.....	93
2.6.2	Mapping of Changes to Migration Points.....	94

2.6.3	<i>Specific Migration Developments</i>	96
2.6.3.1	Data Centre Changes.....	96
2.6.3.2	Counter Changes.....	98
CHAPTER 3 - DATA MODEL		102
3.1	GENERAL.....	102
3.2	EXTERNAL INTERFACES.....	103
3.2.1	<i>Reference Data</i>	103
3.2.2	<i>Transaction Corrections</i>	103
3.2.3	<i>SAP ADS Transactions and Summaries</i>	103
3.2.4	<i>Ledger Entry Information</i>	103
3.2.5	<i>TMS Info from Clients</i>	103
3.2.6	<i>Remuneration Information</i>	103
3.2.7	<i>Management Info</i>	104
3.2.8	<i>CTS Files</i>	105
3.3	INTERNAL INTERFACES.....	105
3.3.1	<i>Branch to TMS: Transactions</i>	105
3.3.2	<i>TMS to Branch: Transaction Corrections</i>	105
3.3.3	<i>Within Branch: Transactions</i>	105
3.4	DATA STORES.....	106
3.4.1	<i>Stock Unit Summary for Branch Trading Report</i>	106
3.5	REFERENCE DATA CHANGES.....	106
CHAPTER 4 - ENVIRONMENTAL CONSTRAINTS		109
4.1	GENERAL.....	109
4.2	TECHNICAL INTERFACE FROM SAP ADS.....	109
4.3	TECHNICAL INTERFACE FROM NRDS.....	109
4.4	TECHNICAL INTERFACES TO AND FROM POL FS.....	110
4.5	TECHNICAL INTERFACE FROM EDS.....	110
4.6	TECHNICAL INTERFACE TO HR SAP.....	110
4.7	TECHNICAL INTERFACE TO MIS.....	111

4.8	TECHNICAL INTERFACE TO CTS.....	111
CHAPTER 5 - NON-FUNCTIONAL REQUIREMENTS.....		113
5.1	GENERAL.....	113
5.2	AVAILABILITY.....	113
5.2.1	<i>Resilience.....</i>	<i>113</i>
5.3	USABILITY.....	113
5.4	VOLUMETRICS.....	113
5.5	SERVICE LEVEL OBJECTIVES.....	113
5.5.1	<i>SLA Changes.....</i>	<i>114</i>
5.5.1.1	LFS.....	114
5.5.1.2	TMS - POL-FS.....	114
5.5.1.3	Transaction Correction.....	115
5.5.1.4	TMS – MIS (SAP ADS data).....	115
5.5.1.5	TMS – MIS (Horizon data).....	115
5.5.1.6	TMS – HR SAP.....	115
5.5.1.7	TMS (CTS file).....	116
5.5.1.8	TMS (FRTS file).....	116
5.5.2	<i>SLAs to be removed.....</i>	<i>116</i>
5.5.3	<i>Unchanged SLAs.....</i>	<i>116</i>
5.5.4	<i>Migration Implications.....</i>	<i>117</i>
5.6	SECURITY.....	117
CHAPTER 6 - TESTING AND ACCEPTANCE.....		118
6.1	GENERAL.....	118
6.2	PRODUCT TESTING.....	118
6.2.1	<i>Test Stages.....</i>	<i>118</i>
6.2.2	<i>Test Environments.....</i>	<i>119</i>
6.3	ASPECTS TO BE TESTED.....	119
6.3.1	<i>Business functionality.....</i>	<i>119</i>
6.3.2	<i>Performance.....</i>	<i>119</i>
6.3.3	<i>Volume.....</i>	<i>119</i>
6.3.4	<i>Integrity.....</i>	<i>120</i>
6.3.5	<i>Resilience.....</i>	<i>120</i>

6.3.6	<i>Recoverability (including backup and recovery, including disaster recovery).....</i>	<i>120</i>
6.3.7	<i>Networking.....</i>	<i>120</i>
6.3.8	<i>Security.....</i>	<i>120</i>
6.3.9	<i>Supportability.....</i>	<i>120</i>
6.3.10	<i>Manageability (system management).....</i>	<i>120</i>
6.3.11	<i>Migration.....</i>	<i>120</i>
6.4	ACCEPTANCE.....	120
6.4.1	<i>Live Pilot.....</i>	<i>121</i>
6.4.2	<i>Capacity Modelling.....</i>	<i>121</i>
CHAPTER 7 - MAPPING OF PROCESSES TO COMPONENTS.....		122
7.1	GENERAL.....	122
7.2	MAIN BUSINESS PROCESSES.....	122
CHAPTER 8 - COMPLIANCE MATRICES.....		124
8.1	GENERAL.....	124
8.2	COMPLIANCE MATRIX.....	126
8.3	ADDITIONAL REQUIREMENT.....	132
8.4	OTHER ASSUMPTIONS.....	137
8.5	CHANGE REQUESTS.....	141
CHAPTER 9 - RETAINED INFORMATION.....		143
9.1	GENERAL.....	143
9.2	NON-VALUE STOCK ANALYSIS.....	143
9.2.1	<i>Travel Schemes and Local Authority Vouchers.....</i>	<i>143</i>
9.2.2	<i>MVL Disks.....</i>	<i>144</i>
9.2.3	<i>Other Tokens.....</i>	<i>144</i>
9.2.4	<i>NRA Rods.....</i>	<i>145</i>
9.2.5	<i>N. Lott. Chqs.....</i>	<i>145</i>
9.3	CURRENT SUSPENSE PRODUCTS.....	145

0.7.2 Table of Figures

Figure 1 – IMPACT Release 3 Components.....	31
Figure 2 – Horizon Systems.....	33
Figure 3 – Branch Systems.....	34
Figure 4 – TMS.....	35
Figure 5 – Transaction Storage.....	36
Figure 6 – Migration Timeline.....	91
Figure 7 – Ref Data Model for Articles.....	108

0.7.3 Table of Tables

Table 1 – Outstanding Issues on Post Office Ltd.....	11
Table 2 – Outstanding Issues on Fujitsu Services POA.....	11
Table 3 – Resolved Issues.....	14
Table 4 – Out of Scope Processes.....	22
Table 5 – Document Structure.....	24
Table 6 – Contents of [CTRBAL].....	25
Table 7 – Contents of [CTRDEC].....	25
Table 8 – Contents of [DIAGREP].....	26
Table 9 – Contents of [DIAGDEC].....	26
Table 10 – Contents of [DIAGBAL].....	27
Table 11 – Counter Index Check.....	28
Table 12 – Contents of [TPSPOLFS].....	29
Table 13 – Contents of [TPSOTHER].....	29
Table 14 – Host Index Check.....	29
Table 15 – External Interfaces.....	32
Table 16 – Unchanged Processes.....	40
Table 17 – Riposte Configuration Changes.....	42
Table 18 – Expiry Value Analysis.....	42
Table 19 – Current Settlement Products.....	48
Table 20 – Method of Payment Products.....	56
Table 21 – Stock Products currently adjusted by Value.....	57
Table 22 – Reports affected by Stock Changes.....	61
Table 23 – Reports that can be reprinted.....	62
Table 24 – Reports to be removed.....	64
Table 25 – Current Weekly Reports.....	65
Table 26 – Additional EPOSS Events to be harvested.....	79
Table 27 – POL FS File Delivery Information.....	86
Table 28 – POL FS File Acknowledgement Information.....	86
Table 29 – CTS File Receipt Information.....	87
Table 30 – FRTS File Receipt Information.....	88
Table 31 – HR SAP File Delivery Information.....	88
Table 32 – Transaction Correction Metrics.....	89
Table 33 – Migration of Functions.....	95
Table 34 – Migration of SLAs.....	117
Table 35 – Mapping of Business Processes to DP Sections.....	123

**Fujitsu
Services**

IMPACT Release 3 Design Proposal

Ref.: EA/DPR/004

Version 2.0

:

Date: 20/12/2004

COMMERCIAL IN CONFIDENCE

Table 36 – Acceptance Mechanisms.....	125
Table 37 – Compliance Matrix.....	132
Table 38 – Additional Requirements Compliance Matrix.....	136
Table 39 – Assumptions.....	141
Table 40 – Soft Change Requests.....	141
Table 41 – Hard Change Requests for S80.....	142
Table 42 – Hard Change Requests for S90.....	142
Table 43 – Categories of Non-Value Stock.....	143
Table 44 – Current Suspense Products.....	146

Chapter 1 - Introduction

1.1 PRIVACY AND CONFIDENTIALITY

1.1.1 Accuracy

Fujitsu Services endeavours to ensure that the information contained in this document is correct but, whilst every effort is made to ensure the accuracy of such information, it accepts no liability for any loss (however caused) sustained as a result of any error or omission in the same.

1.1.2 Copyright

© 2004 Fujitsu Services. All rights reserved. No part of this document may be reproduced, stored or transmitted in any form without the prior written permission of Fujitsu Services.

1.2 SCOPE OF THE DOCUMENT

1.2.1 Scope

[CDPROG] identified a number of areas for the business proposition of the Impact programme of which only some will be achieved by the completion of this project. The business proposition section of [CDPROG] is copied below.

- Interface of data to RMG financial systems (including for data passed to HR SAP)
- Management of PO Ltd Bank Accounts (though this is not a “front end” issue and so is not covered here)
- Capture, Validation, Verification and Correction of client transaction data from any channel where applicable
- Provision of validated client transaction data to internal and external recipients (though some of this is done via POL FS and MI)
- Responding to client/branch enquiries concerning transaction data (Enquiries to allow response)
- Accounting at branches
- Branch control
- Recovering debt from branches, clients etc (inc non-transaction) debt

This Design Proposal documents the solution design for the Fujitsu Services components of Impact Release 3.

The Design Proposal has been produced in parallel with the Conceptual Design. The Conceptual Design (ie requirements) for the overall Impact Programme is defined in [CDPROG]. The detailed requirements for the projects that make up Release 3 are described in two separate Conceptual Design documents [CDBT] covering the Branch perspective and [CDPOLFS] covering the Central perspective.

This Design Proposal is only addressing those requirements defined in [CDBT]. Any requirements on Fujitsu associated with the Hosting of POL FS (covered in [CDPOLFS]) will be covered in a separate Design Proposal [SAPDP].

Any requirements on Fujitsu Services that are not fully met by this Design Proposal are listed in section 1.6.1.

If the Fujitsu Services Commercial Terms for the Solution Build and Test and Implementation Phases is accepted by Post Office Ltd then the solution delivered by Fujitsu Services will be based on the outline design defined in this Design Proposal.

1.2.2 Timescales and Phasing

The design contained in this Design Proposal does not link Impact Release 3 to a particular Horizon release. The release will be determined by the Joint Demand Planning Forum.

However the expectation is that it will be included in S80.

1.2.3 Potential for Change

There are no specific requirements to allow for future change, however the use of Reference Data where possible provides a good basis for minimising the developments required in future to accommodate changes.

It is understood that the data feed to HR SAP (see section 3.2.6) is likely to be simplified in the future and although that change is out of scope, the design should take this into account.

1.2.4 Requirements Out of Scope

A number of the Business Processes described in [CDBT] are outside the scope of this DP. These are listed in Table 4:

Business Process	Comment
Perform Transaction Checks – Periodic	This will be handled by the Post Office MIS system
Summarise Cash Centre Transactions	This will be handled by SAP ADS as at present

Table 4 – Out of Scope Processes

In addition Section 21 (Appendix C) of [CDBT] identifies a number of changes based on Schedule 12 savings. These are considered to be outside the scope of this DP.

1.3 REQUIREMENTS OVERVIEW

The detailed requirements for Release 3 are described in [CDBT].

A number of further requirements were identified following the baselining of [CDBT], which have been included in [CT] as Attachment 1.

A number of further Change Requests have been raised by Post Office Ltd and these are listed in section 8.5.

Some requirements are also defined in [CDPROG], however since these are not currently aligned with those in [CDBT], they have been ignored in this Design Proposal.

Chapter 8 provides a formal compliance statement against each requirement in [CDBT] (section 8.2) and Attachment 1 of [CT] (section 8.3) with references to where the way in which the requirement is to be met is described in this document.

A number of assumptions were made at the time [CT] was approved and these are formally described in Attachments 2 and 3 of [CT]. Section 8.4 is equivalent to Attachment 2 of [CT] and Section 5.5 reflects the proposal made in Attachment 3 of [CT].

1.4 DOCUMENT SUMMARY

[CDBT] split the changes required by Impact Release 3 as far as Horizon is concerned into a number of areas:

- Verification
- Other Data Capture
- Produce Reports
- Daily Trading
- Produce Branch Accounts
- Stock Control
- Discrepancy Management
- Transaction Management

This document describes the changes that are required to Horizon to meet these requirements. It is split into a number of chapters:

Chapter	Title	Comment
Chapter 2	- Solution Outline Design	This is the bulk of the document and describes all the new and changed functions that are required.
Chapter 3	- Data Model	This describes new and changed interfaces and major data changes
Chapter 4	- Environmental Constraints	This describes the technical aspects of the various interfaces
Chapter 5	- Non-Functional Requirements	This describes all the non-functional requirements including any Service Level targets
Chapter 6	- Testing and Acceptance	This describes requirements on Testing

Chapter 7	- Mapping of Processes to Components	This provides a mapping from the Business functions described in [CDBT] to the functional changes described in Chapter 2
Chapter 8	- Compliance Matrices	This is an appendix that formally describes the compliance to the requirements specified in [CDBT] and subsequent Change Requests.

Table 5 – Document Structure

1.5 OTHER AFFECTED DOCUMENTS

A number of High Level Design and interface documents are being produced and some existing documents are being updated from this Design Proposal:

- [CTRBAL] and [CTRDEC] which covers the counter changes. The split between these documents is described in section 1.5.1.
- [TPSPOLFS] and [TPSOTHER] which cover those aspects to be included in the TPS Host. The split between these documents is described in section 1.5.4.
- [TPSDWHAIS] which covers the changes to the interface between the TPS Host and the POA Data Warehouse
- [RDMCHLD] which covers those aspects to be included in the Reference Data Management Host
- [RDMOD] which defines the changes to the Reference Data Model for S80
- [RDTPSAIS] which defines the interface between RDMC / RDDS and the TPS Host
- [LFSHLD] which covers those aspects to be included in the LFS Host (minor changes only)
- [DRSHLD] which covers those aspects to be included in the DRS Host
- [DWHLHD] which covers those aspects to be included in the POA Data Warehouse
- [TPSAGTHLD] which covers those aspects to be included in the TPS Agent
- [TPSMAP] which covers the mappings between the TPS Harvester and TPS Host interface tables.
- [MIGOVW] which provides an overview of all the migration aspects

In addition, the detailed interaction between the clerk and the system will be described in [DIAGBAL], [DIAGDEC] and [DIAGREP]. The split between these documents is described in section 1.5.2.

The following CCDs will need to be updated as a result of the changes described in this Design Proposal:

- [REPREC] to define the new receipt layouts
- [VOLS] to include information on the volumes associated with the new data flows

- [MENU] to update the Menu hierarchy
- [DRSREP] to remove the NB103 report
- [TIP AIS] can be withdrawn
- [AUDIT] will need updating to reflect changes to Auditing
- [RECON] will need updating to reflect reconciliation changes

1.5.1 Counter High Level Design

The High Level Design for the counter has been split between two High Level Design Documents the following tables define which parts of this DP are covered by which HLD.

DP Section	Section Heading	Description
2.5.1.1	Branch Transactions	
2.5.1.3.2	Office Snapshot Report	
2.5.1.3.3	Suspense Account Report	
2.5.1.3.7	Other reports affected by changes to Stock Processing	
2.5.1.3.8	Reprints of Reports	
2.5.1.3.10	Weekly Reports	
2.5.1.4	Balancing & Rollover	
2.6.1.4	Running the Final Counter Cash Account for CBDB	Softlaunch menu changes to suspense/housekeeping
2.6.1.7	Upgrade of Counter processes to operate Branch Trading Statement	As part of the final Cash Account rollover process
2.6.3.2.1	Process the final cash account for CBDB	Softlaunch menu changes to suspense/housekeeping
2.6.3.2.2	Upgrade of Counter processes to operate Branch Trading Statement	
2.6.3.2.3	Merging of Non-Value and Value Stock	Assumed that there is no change in this area
2.6.3.2.4	Support of nRDS supported Settlement Products	Assumed that there is no change in this area
2.6.3.2.5	Support for Quiescent Rollover	
3.4.1	Stock Unit Summary for Branch Trading Report	

Table 6 – Contents of [CTRBAL]

DP Section	Section Heading	Description
2.5.1.2	Changes to Cash / Stock declarations and handling of variances	
2.5.1.3.1	Remuneration Reporting	
2.5.1.3.4	Counter Weekly Redeemed Savings Stamps Report	
2.5.1.3.5	APS Transactions Report	
2.5.1.3.9	Reports to be removed	
2.5.1.5	EOD	
2.5.1.6	Logon Checks	
2.5.1.7	Process Transaction Corrections	
Section removed	Variance Persistent Objects	

Table 7 – Contents of [CTRDEC]

1.5.2 User Interface Design Proposals

The detailed interaction between the clerk and the system will be described in three separate documents: [DIAGBAL], [DIAGDEC] and [DIAGREP].

Each of the three documents covers a distinct set of requirements that are documented in the high-level process models within [CDBT]. These high-level process models listed in full in section 7.2. The scope of each document is described in the following tables.

DP Section	Section Heading	CD Process	Comment
2.5.1.3.10	Weekly Reports	Produce Periodic Summaries	Changes to the production of the office summary reports (with cut-offs). New reports, removed reports and changes to report selection criteria.
2.5.1.3.1	Remuneration Reporting	Produce Sales Report to Assist Remuneration Check	New functionality around the entry and validation of reporting criteria.
2.5.1.3.5	APS Transactions Report	Produce Other Horizon Reports	Changes to report layouts as a result of changes to the management of Stock and changes associated with the menu hierarchy in regard to additional and removed reports.
2.5.1.3.7	Other reports affected by changes to Stock Processing		
2.5.1.3.9	Reports proposed to be removed		
2.5.1.3.2.	Office Snapshot Report	Review Stock Held Across Branch	Changes incurred to the Office Snapshot Report
2.5.1.3.8	Reprints of Reports		
2.5.1.3.3	Suspense Account Report		
2.5.1.3.4	Counter Weekly Redeemed Savings Stamps Report		
2.5.1.3.6.	Event Log		

Table 8 – Contents of [DIAGREP]

DP Section	Section Heading	CD Process	Comment
2.5.1.6.3	Outstanding Transaction Corrections	Receive Automated Message	Changes to the Logon process related to the presence of outstanding Transaction Corrections.
2.5.1.7	Process Transaction Correction	Handle Transaction Corrections	Selection and processing of Transaction Corrections, including the reporting of them.
2.5.1.2.1	Changes to Cash Declarations	Compare Generated with Actual Cash Held for Stock Unit	Cash Declarations and Cash Variance identification for both Individual and Shared Stock Units.
2.5.1.2.2	Reporting of Cash Variances	Create Variance Report ... Compare Generated with Actual Cash Held Across Branch	Menu, Dialogue and Report format for the Cash Variance Report.

2.5.1.2.3	Processing of Cash Variances	Make Good, Hold or Declare Any Cash Variance and Make Good or Declare any Outstanding Losses	Menu items and dialogues associated with the recognition and resolution of Cash Variances.
2.5.1.1.2.3	Stock Revaluation	Stock Revaluation	Messages for user when revaluations are approaching.
2.5.1.1.2.1	Stock Remittance / Transfer	Rem In/Out Stock	Changes to Stock Remittances and Transfers resulting from Stock by Volume.
2.5.1.2.4	Stock Declarations and Variances	Local Stock Check Stock Held for Stock Unit	Changes to Stock Declaration and Adjustments resulting from Stock by Volume and the use of the <i>Loss Price</i> .
2.5.1.6.1	ONCH run for "yesterday"		

Table 9 – Contents of [DIAGDEC]

DP Section	Section Heading	CD Process	Comment
2.5.1.4.1	Changes to Rollover processing	Produce Trial Balance and Produce Final Balance	Dialogue for order and content of warnings around new roll-over constraints. This will include all changes associated with both Individual and Shared Stock Unit period rollovers as well as changes to the Office Rollover process.
2.5.1.4.2	Branch Trading Reports	Produce and Confirm Trading Statement	The report layout of the of the new Trading Statement and dialogues associated to the rollover confirmation
2.5.1.1.1.4	Protection against lost data at system start		
2.5.1.6.2	Stock Unit in correct Trading Period		
2.5.1.1.4	Changes to Suspense Products		
2.6.3.2.1	Process the final cash account for CBDB		
2.6.3.2.2	Upgrade of Counter processes to operate Branch Trading Statement		

Table 10 – Contents of [DIAGBAL]

1.5.3 Counter Index Check

Sections 1.5.1 and 1.5.2 relate the sections of this DP associated with the counter to UI and HLD documents. The following table summarises this mapping and identifies any sections which are not actually covered.

Section	Heading	UI	HLD
2.5.1.1	Branch Transactions		[CTRBAL]
2.5.1.1.1	Extending Transaction Retention		
2.5.1.1.1.1	Riposte Configuration Parameters		
2.5.1.1.1.2	Changes to the Expiry of Riposte messages		

Fujitsu
Services

IMPACT Release 3 Design Proposal

Ref.: EA/DPR/004

Version 2.0

:

Date: 20/12/2004

COMMERCIAL IN CONFIDENCE

2.5.1.1.1.3	Analysis of "unnecessary messages" and their removal		
2.5.1.1.1.4	Protection against lost data at system start		
2.5.1.1.2	Stock to be handled by Volume rather than by Value		
2.5.1.1.2.1	Stock Remittance / Transfer	[DIAGDEC]	
2.5.1.1.2.2	Stock Sales		
2.5.1.1.2.3	Stock Revaluation	[DIAGDEC]	[CTRDEC]
2.5.1.1.2.4	Exceptional Products		[CTRBAL]
2.5.1.1.3	Merging of Value and Non-Value Stock		[CTRBAL]
2.5.1.1.4	Changes to Suspense Products	[DIAGBAL]	
2.5.1.1.5	Change APS to use EPOSS Core		
2.5.1.1.6	Settlement Transactions		
2.5.1.1.7	Reversal Control		[CTRDEC]
2.5.1.2	Changes to Cash / Stock declarations and handling of variances		[CTRDEC]
2.5.1.2.1	Changes to Cash Declarations	[DIAGDEC]	
2.5.1.2.1.1	Check for Variances Function		
2.5.1.2.1.2	Declaration Events		
2.5.1.2.1.3	Variance Persistent Objects		
2.5.1.2.2	Reporting of Cash Variances	[DIAGDEC]	
2.5.1.2.2.1	Reprints of the Cash Variance Report		
2.5.1.2.3	Processing of Cash Variances	[DIAGDEC]	
2.5.1.2.4	Stock Declarations and Variances	[DIAGDEC]	
2.5.1.2.5	Non-Value Stock Declarations		
2.5.1.3	Reporting		
2.5.1.3.1	Remuneration Reporting	[DIAGREP]	[CTRDEC]
2.5.1.3.2	Office Snapshot Report	[DIAGREP]	[CTRBAL]
2.5.1.3.3	Suspense Account Report	[DIAGREP]	[CTRBAL]
2.5.1.3.4	Counter Weekly Redeemed Savings Stamps Report	[DIAGREP]	[CTRDEC] NB [CTRBAL] says it is covering- this- However it doesn't say- anything- yet!
2.5.1.3.5	APS Transactions Report	[DIAGREP]	[CTRDEC]
2.5.1.3.6	Event Log	[DIAGREP]	[CTRBAL]
2.5.1.3.7	Other reports affected by changes to Stock Processing	[DIAGREP]	[CTRBAL]
2.5.1.3.7.1	Remittance and Transfer Reports		
2.5.1.3.7.2	Remittance and Transfer Summaries		
2.5.1.3.7.3	Other Reports		
2.5.1.3.8	Reprints of Reports	[DIAGREP]	[CTRBAL]
2.5.1.3.9	Reports proposed to be removed	[DIAGREP]	[CTRDEC] NB [CTRBAL] says it is covering- this-
2.5.1.3.10	Weekly Reports	[DIAGREP]	[CTRBAL]
2.5.1.3.11	Inclusion of Week Numbers in Reports		
2.5.1.4	Balancing and Rollover		[CTRBAL]
2.5.1.4.1	Changes to Rollover processing	[DIAGBAL]	
2.5.1.4.1.1	Checking that a Stock Unit is balanced		
2.5.1.4.1.2	Handling Discrepancies prior to Rolling over		
2.5.1.4.1.3	Producing the Trial Balance / Final Balance report	[DIAGREP]	
2.5.1.4.1.4	Rolling over the data into the next Trading Period		
2.5.1.4.2	Branch Trading Reports	[DIAGBAL]	
2.5.1.4.3	Remove Extended CAPs	[DIAGBAL]	
2.5.1.4.4	Selecting the next Trading Period		

COMMERCIAL IN CONFIDENCE

2.5.1.5	EOD		[CTRDEC]
2.5.1.5.1	Removal of LFS Weekly Stock Reporting functions		
2.5.1.5.2	POL FS Summarisation at counter		
2.5.1.5.3	Maintenance of Office Variances Persistent Object		
2.5.1.5.4	LFS EOD functionality changes to handle changes in Cash Declarations		
2.5.1.5.5	Simplification of EPOSS Reconciliation		
2.5.1.5.6	Protection against lost data		
2.5.1.6	Logon Checks		[CTRDEC]
2.5.1.6.1	ONCH run for "yesterday"	[DIAGDEC]	
2.5.1.6.2	Stock Unit in correct Trading Period	[DIAGBAL]	
2.5.1.6.3	Outstanding Transaction Corrections	[DIAGDEC]	
2.5.1.6.4	Protection against Data Loss	[DIAGBAL]	??
2.5.1.7	Process Transaction Correction	[DIAGDEC]	[CTRDEC]
2.5.1.7.1	Actual Processing of the Transaction Corrections		
2.5.1.7.2	Selecting Transaction Corrections		
2.5.1.7.3	Reporting on Transaction Corrections		
2.5.1.8	MiMAN	N/A	[CTRBAL]
2.5.1.9	Removal of Training Mode		

Table 11 – Counter Index Check

1.5.4 TPS Host High Level Design

The High Level Design for the TPS Host has been split between two High Level Design Documents the following tables define which parts of this DP are covered by which HLD.

DP Section	Section Heading	Description
2.5.2.8.1	Initial Summarisation of Product and Mode	
2.5.2.8.2	Summarisation for POL FS	
2.5.2.11	Generate POL FS Info	

Table 12 – Contents of [TPSPOLFS]

DP Section	Section Heading	Description
2.5.2.7	Generate MIS Info	
2.5.2.8.3	Summarisation for HR SAP	
2.5.2.10	Generate HR SAP Info	
2.5.2.12	Transaction Correction	
2.5.2.14	TPS Host	

Table 13 – Contents of [TPSOTHER]

1.5.5 Host Index Check

Section 1.5.4 relates the sections of this DP associated with the TPS Host to the HLD documents. The following table summarises this mapping and identifies any sections which are not actually covered.

Section	Heading	HLD
2.5.2.1	RDMC	[RDMCHLD]
2.5.2.2	LFS	[LFSHLD]
2.5.2.4	TPS Harvesting	[TPSAGTHLD]
2.5.2.5	DRS Host	[DRSHLD]
2.5.2.6	APS Host	N/A ⁵

2.5.2.7	Generate MIS Info	[TPSOTHER]
2.5.2.8.1	Initial Summarisation of Product and Mode	[TPSPOLFS]
2.5.2.8.2	Summarisation for POL FS	[TPSPOLFS]
2.5.2.8.3	Summarisation for HR SAP	[TPSOTHER]
2.5.2.10	Generate HR SAP Info	[TPSOTHER]
2.5.2.11	Generate POL FS Info	[TPSPOLFS]
2.5.2.12	Transaction Correction	[TPSOTHER]
2.5.2.13	POA Data Warehouse	[DWHLHD]
2.5.2.14	TPS Host	[TPSOTHER]
3.5	Reference Data Changes	[RDMCHLD]

Table 14 – Host Index Check

1.6 DEPENDENCIES ON POST OFFICE LTD

The following are dependencies on Post Office Ltd:

- That a CR is raised on [CDBT] to make the clarifications identified in [CDBTCR1].
- That the following AISs and TISs are finalised and agreed according to the development timetable assumed by the Commercial Terms and that any changes to the interface requirements contained in the baselined AISs/TISs will be introduced under Change Control:
 - [CTSAIS] (Interface to Post Office Ltd of Client Transmission Summaries)
 - [HRSAPAIS] (Interface to HR SAP)
 - [HRSAPAIS1] (Interface to HR SAP)
 - [MISAIS] (Interface to Post Office Ltd MIS System)
 - [POLFSAIS] (Interface to POL FS)
 - [RDSAIS] (Interface from nRDS)
 - [TCAIS] (Interface from POL FS for Transaction Corrections)
 - [POLTIS] (Technical Interface to Post Office Ltd)

1.6.1 Exceptions

The following requirements have been excluded from this DP:

- The requirements outlined in Section 21, Appendix C, of [CDBT] have been excluded from this Design Proposal. In particular this means that requirement [BT059] is not fully met.
- Some aspects of controlling non-value stock are excluded since the detailed requirements are not clear. This is discussed further in section 2.5.1.1.3.

⁵ There are no APS host changes required.

**Fujitsu
Services**

IMPACT Release 3 Design Proposal

Ref.: EA/DPR/004

Version 2.0

:

Date: 20/12/2004

COMMERCIAL IN CONFIDENCE

- The requirements for handling SAP ADS Transactions through TMS [BT108] and for supporting a feed from CAPO to be included in the feed to HR SAP [BT111] have been excluded.

This reflects what has been agreed in [CT].

1.1.1.1 Training

It is assumed that training will be provided by Post Office Ltd.

No specific training facilities are to be provided by Fujitsu Services.

In particular the current Training Mode functionality will be removed [PSO_CR00280 CP 3842]. See also sections 2.5.1.9 and 3.5.

Chapter 2 - Solution Outline Design

2.1 GENERAL

This chapter provides a definition of the solution being proposed. This is done in the following ways:

- An overview of the full Impact Release 3 solution is presented including a breakdown of the components for which Fujitsu Services are responsible
- Changes to the components for which Fujitsu Services are responsible are then described in more detail, enabling the High Level Designs for these components to be produced
- Issues to do with Migration and initial start up are covered separately

Interfaces between components (both Internal to Fujitsu Services and External to or from other service providers) are described in Chapter 3.

2.2 OVERVIEW OF IMPACT RELEASE 3 COMPONENTS

Figure 1 shows the overall scope of Release 3 of Impact and the components and interfaces involved.

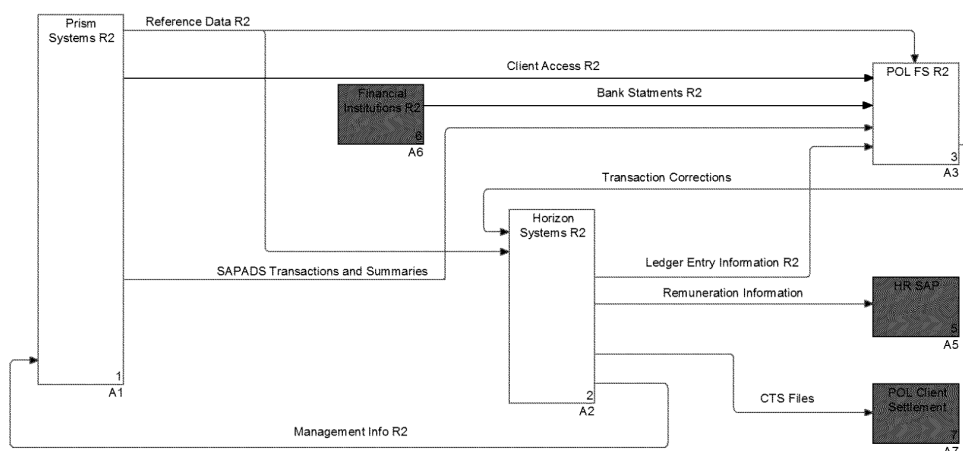


Figure 1 – IMPACT Release 3 Components

For simplicity I've left out the interfaces which are unaffected by Impact. In particular the interfaces to and from AP Clients and the on-line and reconciliation interfaces with 3rd parties such as the NBE and Streamline.

The interfaces (which are summarised in Table 15 below and described in Chapter 3) are colour coded to highlight changes:

- Black lines represent existing interfaces that are unchanged
- Blue lines represent existing interfaces that are modified
- Red lines represent new interfaces

Interface Name	From	To	Ref	AIS	TIS	Comment
Reference Data	POL	Horizon	3.2.1	[RDSAIS]	[POLTIS]	
Client Access						Out of Scope
Bank Statements						Out of Scope
Transaction Corrections	POL FS	Horizon	3.2.2	[TCAIS]	N/A	TIS is Internal to Fujitsu
SAP ADS Transactions and Summaries						Out of Scope
Ledger Entry Information	Horizon	POL FS	3.2.4	[POLFSAIS]	N/A	TIS is Internal to Fujitsu
Remuneration Information	Horizon	POL	3.2.6	[HRSAPAIS1]	[POLTIS]	
Management Info	Horizon	POL	3.2.7	[MISAIS]	[POLTIS]	
CTS File	Horizon	POL	3.2.8	[CTSAIS]	[POLTIS]	

Table 15 – External Interfaces

It should be noted that some of the components are external to the overall system. These are shown as green boxes in the diagram.

Some of the components / data flows have a suffix of “R2”. This has been done purely to avoid duplicating objects names within Systems Architect. These suffixes should be ignored and have not been included in the text in this document.

The components are:

- Prism Systems

This represents the systems provided and operated by the Prism Alliance. The main components relevant to Fujitsu are:

- Terminals for user access to POL FS (and other systems)
- SAP ADS
- MIS
- Reference Data System

- Horizon Systems

This represents the systems developed and operated by the Fujitsu Services. This is expanded further in section 2.2.1.

- POL FS

This represents the new Financial System which will replace CBDB. It is being developed by Prism, but will be operated by Fujitsu Services.

Its design is outside the scope of this document.

- HR SAP

This is a system run by RMG to pay Postmasters. It is fed by summaries of value and volume of a subset of transactions, which are the basis of the Postmaster's pay.

- POL Client Settlement

This represents that part of the Post Office's central systems which receives the CTS file each day.

- Financial Institutions

This represents the various external Financial Institutions which will need to provide input to POL FS. These are outside the scope of this document.

2.2.1 Breakdown of Horizon Systems

Figure 2 provides a breakdown of the Horizon Systems and the interfaces between them. For simplicity the agents have been omitted from the diagram. Changes to agents will be covered as part of the description of the corresponding Host Systems.

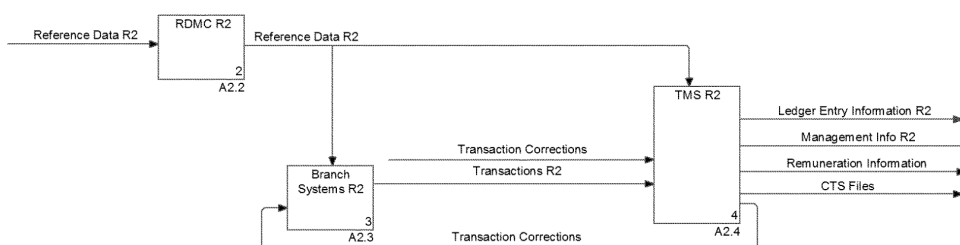


Figure 2 – Horizon Systems

The components are:

- RDMC

This is the existing Horizon RDMC.

Changes are described in section 2.5.2.1.

- Branch Systems

These are the existing Horizon Counters. This is expanded further in section 2.2.2.

- Transaction Management

This is the new Horizon Data Centre functionality. This is expanded further in section 2.2.3.

2.2.2 Breakdown of Branch Systems

Figure 3 provides a breakdown of the Branch Systems and the interfaces between the

components.

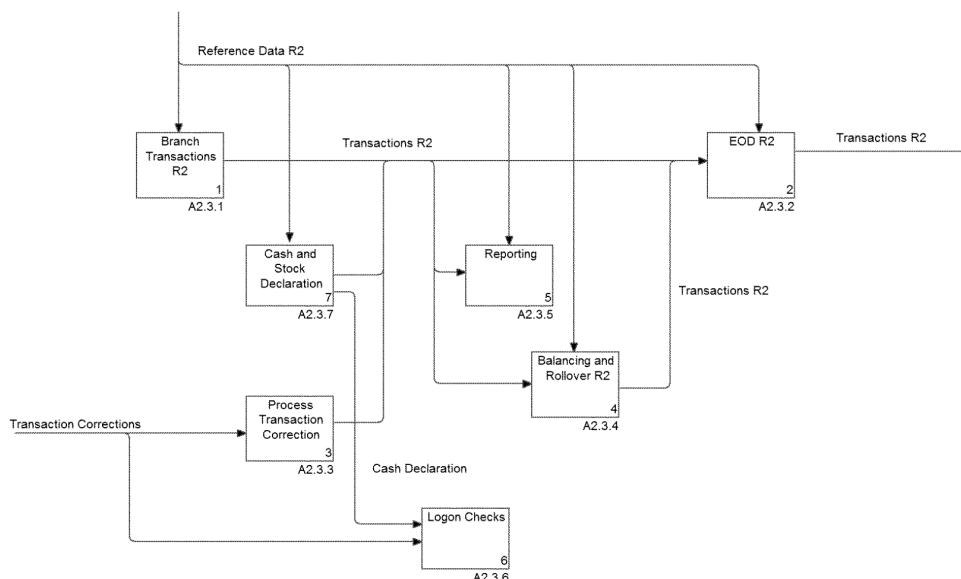


Figure 3 – Branch Systems

The components are:

- Branch Transactions

This is the normal handling of *Transactions* within the Branch (ie the main counter functionality).

Changes are described in section 2.5.1.1.

- Cash and Stock Declaration

There are requirements to change the declaration processes.

Changes are described in section 2.5.1.2.

- Reporting

Changes are required to the various daily and weekly reports being produced to support the new branch processes.

Changes are described in section 2.5.1.3.

- Balancing and Rollover

These processes require changes to move from a Cash Account process to producing a Branch Trading Statement.

Changes are described in section 2.5.1.4.

- EOD

This is the existing system initiated End of Day process which takes place in the background.

Changes are described in section 2.5.1.5.

- Logon Checks

Some changes are required to some of the existing checks and new checks are being introduced.

Changes are described in section 2.5.1.6.

- Process Transaction Correction

This is new functionality and is described in section 2.5.1.7.

2.2.3 Breakdown of TMS

Figure 4 provides a breakdown of TMS components and the interfaces between them.

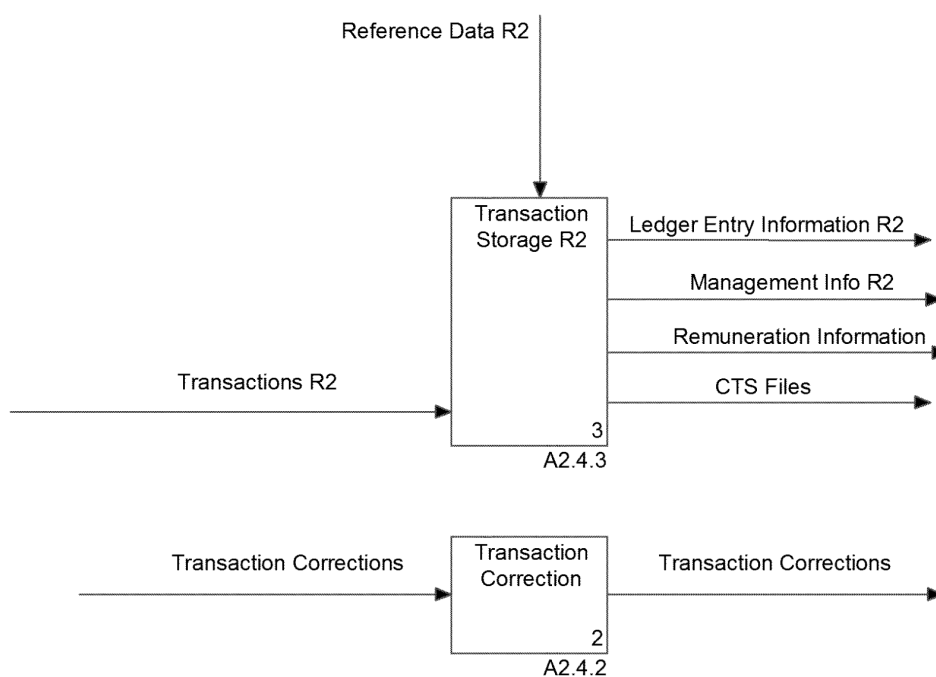


Figure 4 – TMS

The components are:

- LFS

Since the changes to LFS are the removal of functionality rather than the introduction of new functions, then it is omitted from the diagram

Changes are described in section 2.5.2.2.

■ Transaction Storage

This is basically the functionality carried out by the current Host Systems (TPS, DRS, APS, OBCS and the Data Warehouse) as modified to meet the Impact requirements. This is expanded further in section 2.2.4.

■ Transaction Correction

This is a new function to pass through *Transaction Corrections* from POL FS to the Branches.

It is described in section 2.5.2.12.

2.2.4 Breakdown of Transaction Storage

Figure 5 provides a breakdown of *Transaction Storage* components and the interfaces between them.

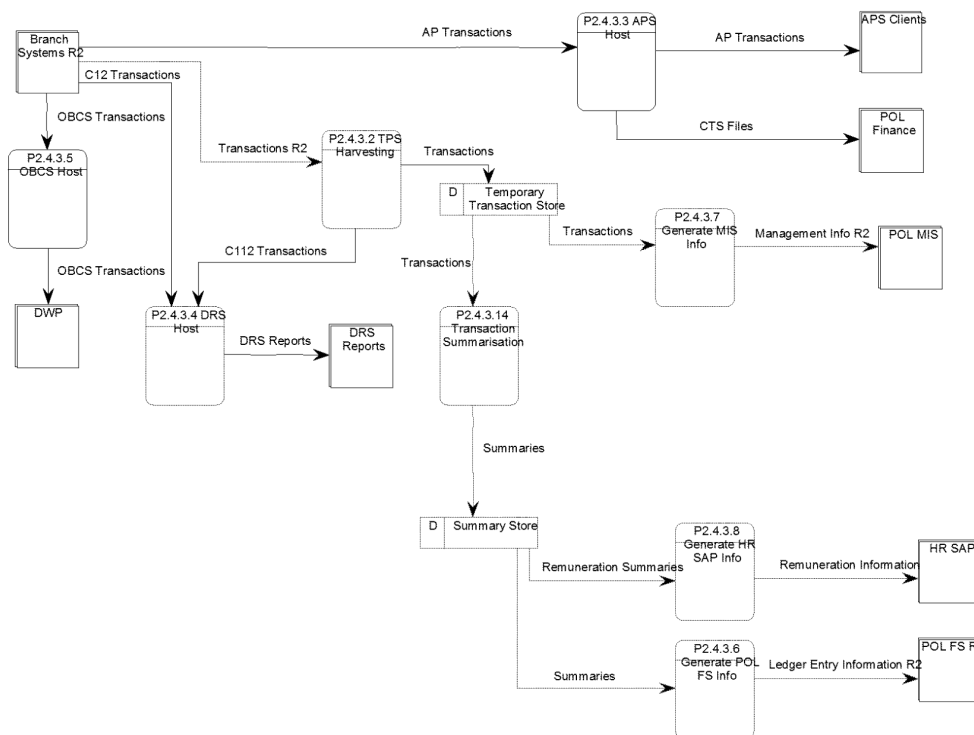


Figure 5 – Transaction Storage

The components are:

■ TPS Harvesting

This will become the prime mechanism for extracting Transactions from Branches into the central data stores for passing onto the other Systems.

Changes are described in section 2.5.2.4.

- OBCS Host

This system will be unchanged. It is expected to die as Order Books are phased out, however this may not be until after S80.

No changes are required for Impact R3.

- DRS Host

All existing interfaces to Reconciliation Clients (eg NBE, Streamline and E-Pay) will continue to be supported (but have been excluded for simplicity).

The main change is to support the removal of the CAP on the C112 records and the removal of the NB103 reports.

Changes are described in section 2.5.2.5.

- APS Host

All existing interfaces from AP Clients (eg Quantum and Watercard) will continue to be supported (but have been excluded for simplicity).

No changes are required. ~~described~~ (However see also section 2.5.2.6).

- Generate MIS Info

This will take the detailed Transactions from Branches and pass them across to the MIS System.

Changes are described in section 2.5.2.7.

- Transaction Summarisation

This is a new component which is responsible for summarising transactions on a daily basis so that the appropriate summaries can be made available to other systems.

This is described in section 2.5.2.8.

- Generate HR SAP Info

This will take the Transaction Summaries and pass them over to HR SAP.

Changes are described in section 2.5.2.10.

- Generate POL FS Info

This will take the Transaction Summaries and pass them over to POL FS.

Changes are described in section 2.5.2.11.

In addition,

- There will need to be some changes to the Post Office Account Data Warehouse to support Service Level monitoring.

These changes are described in section 2.5.2.13.

- There will need to be some interim changes to the current TPS Host processing during the migration phases before we get to the full target functionality.

These changes are described in section 2.5.2.14.

2.3 MAJOR NEW END TO END CONCEPTS

The purpose of this section is to provide an end-to-end description of new components that have an effect on multiple components of the proposed solution.

Two such concepts have been identified:

- Transaction Corrections
- Reconciliation

These are discussed in the following sub-sections.

2.3.1 Transaction Corrections

This is a new set of business processes to enable corrections to be made to the Branch accounts as a result of various central investigations. The purpose of this new process is to replace the existing Error Notice functionality.

The main purpose of this functionality is to enable financial corrections to be made to the branch position. However it is also possible to adjust stock levels and correct potential errors in the recording of non-accounting data. Both of these are done by using the "Stock Write On / Off" Mode. In this Mode a Volume is specified rather than a Value for the correction. It is not possible to amend both Volume and Value in a single Transaction Correction.

In summary the process works as follows:

- The central accounting function decides that it is necessary to make some adjustment to the Branch accounts
- A Transaction Correction is defined which will carry out the necessary changes (ie the central user will define an amount to be transacted for a given Product in a given Branch and a corresponding Settlement Product which will normally be Cash or a defined Suspense Product).

The Transaction Correction will also define a list of possible actions that the Branch Manager can take and also text to be presented to the Branch Manager informing him / her of the affect of carrying out any of these actions.

- A daily file of such Transaction Corrections is generated from POL FS and passed to Horizon overnight
- Horizon host systems need to receive this file and send messages using Riposte to the specified Branches with details of the Transaction Correction. This will use normal Bulk Loader technology including the use of Acks from the Branch to acknowledge successful receipt of the Transaction Correction which can be reported on as with any other in-bound file delivery. (See section 2.5.2.12 for more details.)
- In order to alert Branch Management of the receipt of Transaction Corrections a new check is included at Logon for roles MANAGER and SUPERVISOR as to

whether there are any Outstanding Transaction Corrections and if so the user is informed of the number currently outstanding and given the option of processing them. (See section 2.5.1.6 for more details.)

- A new Transaction Correction Button is provided to enable the Branch Manager / Supervisor to view and process Outstanding Transaction Corrections. (See section 2.5.1.7 for more details)
- The result of processing a Transaction Correction will normally be the creation of the specified Transactions, which will be returned to POL FS as part of the normal flow of Summarised Transaction data at the end of the Trading Day on which the Transaction Correction was processed at the Branch.
- An additional check is made as part of the Branch Balancing Process to ensure that there are no Outstanding Transaction Corrections. This ensures that Transaction Corrections cannot be ignored indefinitely. (See section 2.5.1.4.1 for more details.)

As far as the processing of Transaction Corrections is concerned, the Host functionality is very similar to that for Replenishment Deliveries (introduced at Impact Release 1), in that a single message is written to Riposte for the appropriate Branch for each Transaction Correction.

When a Transaction Correction is processed, a message is written at the Branch, thus enabling a Branch to scan all Transaction Corrections and any Transaction Correction Processed messages, and thus easily identify any that are Outstanding. This is the same as the logic currently used to handle LFS messages.

In order to keep things simple at the Branch, it is proposed that Transaction Corrections include the <WAIIndex.LFSFlag:> attribute with new values for Transaction Corrections and Processed Transaction Corrections. (See [CTRDEC].)

2.3.2 Reconciliation

In general, reconciliation is unchanged, however there are currently some places where there is reconciliation against the Cash Account and in general these reconciliation checks are to be removed rather than being changed to reconcile against anything else. The following summarises the reconciliation changes:

■ APS Reconciliation

This is totally unchanged. Currently there are three aspects to this:

- Reconciliation of AP Transactions at the counter against those harvested to the APS Host
- Reconciliation of AP Transactions sent to clients against those available in TPS
- Reconciliation of the AP Transactions sent to clients against the Client Summaries

■ DRS Reconciliation

This is unchanged to a large extent. The only change is that the reconciliation of DRS transactions against the Cash Account information that has been sent to Post

Office Ltd (covered by the NB103 report) is removed at the time that the OPTIP interface is removed. This is discussed further in section 2.5.2.5.

■ EPOSS Reconciliation with TPS

Currently there are 3 aspects to this:

- Reconciliation of the total value and volume of transactions that take place at the counter against those passed to OPTIP.
- Reconciliation of the daily transactions at the counter against the cash account as checked at the counter.
- Reconciliation of the daily transactions in the Host against the cash account.

The first check will remain (though it will be reconciled against the transactions being passed to POL MIS rather than to OPTIP since POL MIS is in effect replacing OPTIP). The other two checks will be removed since the cash account will no longer be available. The changes are discussed further in sections 2.5.1.5.5 and 2.5.2.14.

It should be noted, that strictly the reconciliation should be changed to reconcile against the POL FS feed rather than the POL MIS feed, however such a change would introduce a number of complications:

- The detailed transactions passed to POL FS and POL MIS are not quite the same, and so there would be migration issues in co-ordinating the changes to the counter calculation of the reconciliation totals to align with the POL FS data rather than the POL MIS data
- The transactions passed to POL FS are already checked as having a net value of zero, which should be sufficient to identify any missing transactions.

Therefore it is proposed that no change is made and that we continue to reconcile the counter transactions against the POL MIS feed. This approach has been discussed with the Horizon operational support staff and they support this.

2.4 UNCHANGED PROCESSES

A number of the Business Processes described in [CDBT] require no functional change. These are listed in Table 16:

Business Process	Comment
Perform Range Checks -Transaction ... Validate Data Captured	
Automated Reconciliation	
Produce Daily Summaries	
Verify Summaries	
Despatch Redeemed Dockets	
Input Non Accounting Data	
Input Bulk Data	
Input Additional Client Data	
Investigate Balance Discrepancies	
Roll Over Inactive Stock Units	

Table 16 – Unchanged Processes

2.5 CHANGED COMPONENTS

2.5.1 Counter Components

2.5.1.1 Branch Transactions

There are a number of aspects to this:

- Extending Transaction Retention
- Stock to be handled by Volume rather than by Value
- Merging of Value and Non-Value Stock
- Changes to Suspense Products
- Change APS to use EPOSS Core
- Settlement Transactions
- Reversal Control

These are discussed further below.

2.5.1.1.1 Extending Transaction Retention

This is a new requirement and wasn't included in the March 2003 costings.

It doesn't directly support a Business function, but more the non-functional requirements and the move to a monthly reporting period.

The move from a one week Cash Account period to a monthly Trading Period means that transactional data will need to be retained in the branch for a minimum of 42 days rather than the current 35 days. [BT049, BT050]

POL would prefer longer, but 42 days is thought to be the best we can offer without upgrading the Correspondence Server Disk storage. Disk storage at the counter is considered not to be an issue.

There are a number of aspects to this:

- Changes to Riposte configuration parameters and the migration implications
- Changes to applications in the way that they specify the Expiry of Riposte messages
- Analysis of “unnecessary messages” and their removal
- Protection against lost data at system start
- Protection against lost data at EOD (see section 2.5.1.5.6)
- Protection against lost data at Logon (see section 2.5.1.6.4)

Some of these topics are covered elsewhere in the DP (as indicated), the remaining ones are covered in the following subsections.

2.5.1.1.1.1 *Riposte Configuration Parameters*

The Riposte configuration is documented in three separate documents:

- Counters [RIPCNT]
- Correspondence Servers [RIPCS]
- Other platforms [RIPDC]

These documents will be updated to reflect the detailed configuration changes following detailed design. The main change is to MaxMessageExpiry to allow messages to be retained for longer, however there are some messages whose retention could be reduced in the branch given that we are committed to recover any non-pollled branch by Day J. Feedback suggests that this is probably too risky so MinMessageExpiry will remain at 34 days.

Riposte is currently configured as follows:

Platform	Config Param	Current Value	New Value
Correspondence Server & Clients	MinMessageExpiry	10	10
Counter	MinMessageExpiry	34	34
Correspondence Server & Clients	MaxMessageExpiry	37	50
Counter	MaxMessageExpiry	37	50
Correspondence Server & Clients	DefaultMessageExpiry	36	43
Counter	DefaultMessageExpiry	36	43

Table 17 – Riposte Configuration Changes

Making these changes will require some other Riposte Configuration parameters to be changed in line, however the details will be covered in the Riposte Configuration documents [RIPCNT], [RIPCS] and [RIPDC] rather than here.

2.5.1.1.1.2 *Changes to the Expiry of Riposte messages*

The main EPOSS messages are explicitly written with an Expiry value of 35 days. These need to be changed to 42 days. This value should be defined in a Type C Reference Data Object, thus allowing the exact value to be easily tuned in future.

In some cases we may decide to just change the Expiry to the default value.

This is defined in [CTRBAL].

2.5.1.1.1.3 *Analysis of “unnecessary messages” and their removal*

A quick analysis of a live counter shows the following Expiry Values

Expiry Value	Number of Messages	Message Types	Comment
34	5831	Persistent Objects [R1], [Recov]	Could well have lower values which are overridden by MinMessageExpiry
35	18950	EPOSS Transactions etc	Must be explicitly set.
36	8716	LPOs EOD Reconciliation LFS	Probably defaulted
Total	33497		

Table 18 – Expiry Value Analysis

Two separate exercises have been carried out:

- Set the Riposte Configuration values as specified in Table 17 and run a counter with a complete mixture of transactions and look to see what the Expiry values become for various types of message. Need to consider any that do not have a value of 34, 35 or 43, since that would mean that these are being explicitly set to that value. No such messages have been identified.
- Analysis of those messages with a current Expiry value of 35 or 36 to see if it can be sensibly changed. Specific types of message that could be considered for reducing the Expiry value are:
 - LPOs
 - Some LFS Messages (ie those containing <WAIIndex:>)
 - Print messages
 - EOD Reconciliation messages (though many of these are likely to be removed)

The output of this analysis will be a series of proposals for further changes to the Expiry Values of specific messages which should then be included with those changes identified in section 2.5.1.1.1.2.

This is covered in [CTRBAL].

2.5.1.1.1.4 *Protection against lost data at system start*

One of the major risks associated with increasing the Trading Period to 4 or 5 weeks is that there is a significantly reduced margin for error should a branch not change its Trading Period at the correct time. Currently there is a one week Cash Account Period (which exceptionally can be extended to 3 weeks) and data is retained for 35 days, thus having a minimum safety factor of 2 weeks and a normal safety factor of 4 weeks before data relevant to the current trading period is lost. With the revised 4 / 5 week Trading Period and 42 days Transaction Retention, the safety factor has been reduced to 2 weeks normally and only one week if there is a 5 week Trading Period.

Given the way in which the counter is currently engineered means that all local reporting will fail and the ability to carry forward data into a new period will fail if the data recorded at the start of a period is no longer available. Therefore, it is essential that measures are introduced to ensure that the chances of losing data associated with the current Trading Period are minimised. It is expected that there may still be some obscure circumstances under which the data is lost, and the only option in such cases will be to Temporarily Close the branch and reopen it as a “new branch” as is currently done for long term temporary closures. Such a closure must be for a minimum of 15 days currently and no work is being done to reduce that as part of Impact R3.

The main measure to be undertaken to protect against data loss is a set of checks at End Of Day. These are described in section 2.5.1.5.6. However these checks do not protect against the case where all the counters in a Branch are switched off for a period, thus preventing the EOD checks from being carried out. A simple mechanism to handle this scenario is to carry out a check as part of the initial counter load sequence, namely how long has the counter been switched off. If this is more than a day (24 hours), then the assumption should be that the data on the counter may be

vulnerable and so the Riposte Configuration parameter DisableArchiving must be set to 1 (through the registry) before starting the Riposte Service. The EOD checks will ensure that this is reset back to 0 once it is safe to do so. [BT115] In particular, if this is a new counter (ie a box swap) then DisableArchiving will be set to 1 as part of the cold build.

Although 1 day is possibly a bit aggressive, with only 7 days between a "normal" 5 week Trading Period and losing data, I believe that this is necessary. However the time should be configurable (via the registry) to allow subsequent tuning.

2.5.1.1.2 Stock to be handled by Volume rather than by Value

*This is a new requirement and wasn't included in the March 2003 costings.
It doesn't directly support a Business process.*

This has a number of implications: [BT056]

- Stock Remittance / Transfer
- Stock Declaration / Adjustment (see section 2.5.1.2.4)
- Stock Sales
- Stock Unit Balancing (see section 2.5.1.4.1)
- Stock Reporting (see section 2.5.1.3.7)
- Stock Revaluation
- Exceptional Products

Some of these topics are covered elsewhere in the DP (as indicated), the remaining ones are covered in the following subsections.

2.5.1.1.2.1 *Stock Remittance / Transfer*

This supports part of the Business Process Rem In/Out Stock.

In general, Stock Remittances and Transfers are carried out by volume. There are some exceptions to this and these are discussed in section 2.5.1.1.2.4. However when the remittances / transfer transactions are recorded, then the stock values are recorded. This should be changed such that a value of zero is recorded.

This may require changes to the Transaction validation function for Fixed priced products.

A new flag will be required in product Reference Data to identify a stock Product as being handled by Volume rather than by Value and this should be used for controlling this change. (See also section 3.5.)

This in turn means that when the Remittance / Transfer session completes, there will be a net value of zero on the stack, and so strictly there would be no need for a settlement transaction. However, a zero-value settlement transaction will be recorded since some reporting is against the Settlement Product.

A consequence of this is that there will be no value for the overall Remittance / Transfer session and so this will mean that the Remittance / Transfer reports will change. This is covered further in section 2.5.1.3.7.

2.5.1.1.2.2 Stock Sales

A concept of *Tertiary Mappings* is introduced for stock products (see section 2.5.1.4.1.3) in order to support the production of the Stock Unit Balance Report. All Volume Stock Transactions (~~both stock and non-stock~~) may need to include these *Tertiary Mappings* where they exist in addition to the current *Primary / Secondary Mappings*, if ~~dependant upon~~ the Mode of the Transaction incurs a value movement (ie SaleValue is not zero).

This is a change to EPOSSCore and so is not specific to stock.

2.5.1.1.2.3 Stock Revaluation

This supports part of the Business Process Stock Revaluation.

A consequence of holding stock by volume rather than by value (and the business reason for doing it) is that revaluation is no longer required as a branch accounting function. However the current mechanism of reporting imminent product revaluations is still required to ensure that stock levels are adjusted correctly prior to the revaluation and that staff are fully aware of the new prices. [BT046] However the functionality to support revaluation of Stock Levels will no longer be required and so can be removed. (ie the button will become invisible at the appropriate point in migration)

2.5.1.1.2.4 Exceptional Products

“Other Stamps” have a special problem since they can’t easily be managed by Volume. Therefore they will continue to be managed by Value and so still appear as part of the Stock Unit Balance (together with Cash, Cheques and Foreign Currency)

In particular any Non Value Indicator stamps (in particular the 38p Europe stamp) should be removed from the list of “stamps” on the *Declare Stamps* and *Postage Stamps Remittance* menus and no longer be transacted as *Postage Stamps* (F3 on the main *Serve Customer* menu) and appear as a separate menu item. This will enable them to be held by volume and thus avoid any future revaluation. Note that there is a requirement on Post Office Ltd ([BT047]) to make this change.

This can be handled via normal OBC and should take place prior to S80. NB there is a suggestion that Euro stamps are to be withdrawn which would also solve this problem.

This should be a simple Reference Data change.

Table 21 (in section 2.5.1.2.4) identifies other products that are likely to present a similar problem. All these products should continue to be managed by Value and so have their mapping set appropriately and appear in reports as at present.

*It is assumed that all of these exception products are removed.
However our current design will handle such products sensibly (other than not revaluing them).*

2.5.1.1.3 Merging of Value and Non-Value Stock

*This is a new requirement and wasn't included in the March 2003 costings.
It doesn't directly support a Business function.*

There are a number of requirements in terms of how Stock is to be handled in future.
[BT055]

*No changes are currently proposed in this area other than removing the non-value stock functions.
The following discussion is included for information and we anticipate receiving a CR from POL to request further work in this area. The CR is 3813. Now approved for S90.*

They can best be summarised as removing the distinction between Value and Non-Value stock.

Currently, the only purpose of Horizon taking note of non-value stock is for the weekly stock report to SAP ADS. This will be removed (see section 2.5.1.5).

Having done that, any current non-value stock products can be "retired" in the normal way and removed from the system. Since it is understood that the weekly stock report is not actually used by SAP ADS, there is no need to wait until the interface is removed before starting to remove non-value stock from the system.

Further analysis is required by Post Office Ltd as to what should happen to these non-value stock products. The following are the options:

- Do Nothing
- Change the transactions that are currently undertaken which use the non-value stock to become Value Stock transactions.
- Re-engineer the transactions to better exploit Horizon functionality

Since there are no specific requirements on this in [CDBT], our current costings assume that Post Office Ltd will choose "do nothing" in all cases ~~or raise suitable CRs.~~

Further analysis has been carried out and this is included in section 9.2.

2.5.1.1.4 Changes to Suspense Products

This is a new requirement and wasn't included in the March 2003 costings.

This supports part of the Business Process Make Good or Declare any Outstanding Losses.

There are currently a number of Products and Buttons that relate to the Suspense account. For each line on the suspense account there are 2 associated products:

- One to post the item to the Suspense Account
- One to clear the item from the Suspense Account

Most of these are invoked by Buttons or picklists on or below the Housekeeping menu. The following changes are required:

The concept of "emergency suspense" is an operational workaround for when one or more branches has incorrect Reference Data. In such cases, the process that they are asked to follow

by the NBSC is to record the transaction against a suspense account (eg Cash Surpluses C) and when the Reference Data is corrected to reverse the transaction and record the correct transaction.

There are two aspects of this:

- ♦ *If the “emergency suspense” products are still required, then we need to keep the buttons for them (or introduce new ones)*
- ♦ *If they are to continue to be “Suspense” products, does that mean we have to leave full access to the Housekeeping Menu?*

Any changes here will be done using the OCP process.

- All of the Suspense Account Products are to be restricted to those Roles who can do an Office Balance (ie Manager, Supervisor, Migrate, Auditor and Auditor - Emergency Manager). [BT040a]

This will be controlled using normal Menu Security functionality on the Housekeeping menu.

- The list of Suspense Account products needs to be rationalised. Some additional products are required and some existing products may no longer be required. In particular some of the products may become non-core. [BT102]

Branch Consumables and **Corporate Customers** have been introduced as new Housekeeping categories. It is assumed that normal Pick List mechanism can be used to define the exact products to be included in these categories and that the introduction of such products will be handled using the OBC process.

These names are likely to change, however the concept will not. It is anticipated that such changes will be handled as a result of normal OBC change.

Note that Products cannot be removed if there is still a balance associated with them. This means that in practice it is unlikely that any Suspense products will actually be removed, however the buttons that enable the Suspense products to be used will be removed. Business processes will then ensure that Transaction Corrections are used to clear out the balance from these Suspense products.

- Need to introduce a new “Local Suspense Account”. This is also linked to the Stock Unit Balancing Process (see section 2.5.1.4.1). [BT102]
- The buttons that allow Error Notices to be cleared and Vouchers to be processed need to be removed, since in the future this will be achieved using Transaction Corrections. [BT103]

This can all be implemented via Reference Data Changes.

The detailed changes are specified in [DIAGBAL].

Section 9.3 contains details of the current suspense products.

2.5.1.1.5 Change APS to use EPOSS Core

The APS application needs to be changed to call EPOSS Core thus enabling it to pick up other changes associated with Stock Products and Tertiary mappings.

2.5.1.1.6 Settlement Transactions

Currently, we have a number of “special products” with Product Ids in the range 10,000 to 13,000 which are managed by Fujitsu and do not come from POL as Type A Reference Data.

Historically these products are of no interest to POL and in particular are not passed to OPTIP. In general this is achieved by suppressing such products in either the TPS Harvester or in the TPS Host (or in many cases both!).

However with the introduction of Impact, some of these products are relevant to POL FS, namely the Remittance Settlement Products for Cash and ForEx. At Impact R1 these are picked up at the branch as part of the EOD Summarisation process and harvested as part of the POL FS feed into the TPS Host. However at Impact R3, since summarisation of transactions for POL FS is done in TPS, all such transactions will need to be harvested otherwise the data passed to POL FS may not balance and data will be lost.

The following table shows the types of products affected with approximate numbers:

Product Numbers	Category	Comment
10639 & 10990	Revaluations	These appear to be historic and can no longer be transacted.
11212 & 11213	Revaluations	Currently used for revaluations. Will still be required to support ForEx revaluations.
11101	Adjustment	This relates to staff discounts and has never been turned-on in live. Since the system has moved-on since implementation, then I would suggest that it would be risky to turn this functionality on without rechecking the code (ie: would require a CP). Therefore suggest this product is removed.
11200 & 11201	Transfers	Settlement Products for Transfers between Stock Units
11202 – 11211; 11215 & 11216 plus others at S60	Rems	Settlement Products for various modes of Remittance NB some are no longer used (Modes now redundant)
11214	Parcel Traffic	Settlement Product for Parcel Traffic sessions
11217 - 11299	Rems	New Settlement Products introduced at S60 or later
11300 - 11401	Scales	No longer used
11999 - 12002	BES	No longer used

Table 19 – Current Settlement Products

There are two approaches to this that could be considered:

- That we continue using the existing Settlement Products, but ensure that they are harvested to TPS so that they can be used for Transaction Summarisation, but are suppressed in the feed to OPTIP. We would need to consider separately whether or not they should be passed to POL MIS.
- That we pass control of these products back to nRDS since they need to be aware of those used for summarisation to POL FS. This will probably result in them having new Product Ids (presumably in the 5000 or 6000 range), which in turn will require changes to some of the Type C Ref Data to use the new products.

It has been agreed that we take the second approach. In particular, transactions involving such products must not be sent to MIS and so the product Reference Data

needs to identify such products to enable them to be easily suppressed by the TPS Host system.

The proposed approach is to request that nRDS delivers replacements for the Settlement Products that we expect to be used and we then withdraw all the 1xxxx equivalent products following migration. There are migration issues and these are discussed in section 2.6.3.2.4.

2.5.1.1.7 Reversal Control

This section has been added as a result of a question from ITU concerning the ability to Reverse Transaction Corrections.

An additional check is required in the handling of Existing Reversals, based on the Mode of the original transaction. In order to support this check a new flag is required in the ModeParameters to indicate if Existing Reversals are supported for Transactions originally carried out in a given Mode.

It should be noted that there are already a number of specific checks done for an existing reversal, some of which are already based on the mode of the original transaction. Consideration should be given to removing such checks to utilise the generic mechanism.

There are no User Interface implications with such a check, since there are already checks in place as to which Transactions can be reversed and the same mechanism will be used to inform the user that such transactions cannot be reversed.

2.5.1.2 Changes to Cash / Stock declarations and handling of variances

This is a new requirement and wasn't included in the March 2003 costings.

Again, there are a number of aspects to this:

- Changes to Cash Declarations
- Reporting of Cash Variances
- Processing of Cash Variances
- Stock Declarations and Variances
- Non-Value Stock Declarations

These are discussed further below.

2.5.1.2.1 Changes to Cash Declarations

This supports the Business Process Compare Generated with Actual Cash Held for Stock Unit.

Currently there are separate functions for a Cash Declaration (on the Stock Balancing menu) and ONCH Declaration (on the reporting menu). Both have similar dialogues with the branch office staff and record similar information within the message store. It is required that the ONCH declaration be removed and replaced by a Daily Cash Declaration. [BT104]

For ease of transition, the Cash Declaration Button will also be placed on the Reporting menu.

The dialogue of the Cash Declaration function will be basically unchanged.

The detailed dialogues for the current Cash Declarations and ONCH Declarations have subtle differences. In all cases the Cash Declaration dialogue will be followed rather than that for ONCH Declaration dialogue.

In particular, what this means is:

■ Shared Stock Unit

When a declaration is requested:

- The user is presented with a list of the latest declaration for all Declaration Ids that currently exist. They also have the option of "New Declaration" (and this will be the only option if there are no existing declarations)
- The previous declaration is presented for updating (for a New Declaration this will have zero for everything)
- When they complete the declaration it will be stored so as to over-write the previous declaration for that Declaration Id. If they had selected "New Declaration" they will be invited to enter the Declaration Id and will be warned if this will result in over-writing an existing declaration with that Declaration Id

At desktop start-up, any zero value Declaration Ids which have a current value of zero and "Make Good" amount of zero will be removed such that they are no longer available. This is the only way to remove a declaration Id from the list presented (ie Declare it with a zero value and wait until the next day).

■ Unshared Stock Unit

When a declaration is requested:

- The previous declaration is presented for updating.
- When they complete the declaration it will be stored so as to over-write the previous declaration (if any)

This has a number of implications:

- Normally for a Daily Cash Declarations, the user will have to update the previous day's declaration. This will mean having to clear out yesterday's figure before typing in today's figures. For a Shared Stock Unit this can be avoided by always choosing "New Declaration" and selecting the Declaration Id after the Declaration and saying "OK" when asked if the old one is to be over-written. There is no similar avoidance for Unshared Stock Units

In order to support subsequent reporting, details of cash declarations made need to be held in a set of Persistent Objects similar to those currently used to hold details of ONCH Declarations. These are described in section 2.5.1.2.1.3. The denominational level information will continue to be maintained in Declaration messages.

For an Unshared Stock Unit, any difference between the declared figure and the systems generated figure will be presented to the user and will be recorded (as a discrepancy – but now to be called a variance) as part of the Declaration event.

For a Shared Stock Unit, a new function, *Check for Variances*, is required to check for Cash Variances across all declarations within the stock unit. This is described in section 2.5.1.2.1.1.

In addition, an extra button is added into the “Produce Report” screen at the end of a Cash Declaration in a Shared Stock Unit, giving the user the option of going straight into this new “Check for Variances” function. [BT026]

2.5.1.2.1.1 *Check for Variances Function*

The *Check for Variances* function will present a list of declarations for that stock unit with different Declaration Ids and then compare the total declared position against the system derived figure and again any differences will be recorded (as a variance) as part of the appropriate event. [BT105]

The rules for picking those Declarations Ids to be presented as part of the Check Variances function are the same as those currently used by the Stock Unit Balance Process. The processing required is:

- 1) Find the latest Declaration Persistent Objects for each Declaration Id that has been used within the current Stock Unit

Note that the current selection of Declarations restricts the choice to those Declarations made since the last BP rollover. It is proposed that no such restriction is made here or elsewhere where Declarations are selected for display.

- 2) For each Declaration Id being displayed need to include the following:
 - Declaration Id
 - User
 - Date and Time of Declaration
 - Node
- 3) The user has the option of abandoning the function if they are not happy with the list presented. This can be achieved by use of the *Prev* or *Home* buttons. There is no need to explicitly request confirmation. The list will be displayed as a picklist (as for the current list displayed as part of SU Balancing)
- 4) If the user selects *Continue*, the current stock unit derived position is calculated and compared with the sum of the declarations selected.
- 5) If they match, then a *Shared Stock Unit Variance Check Complete* event is written; the Stock Unit Variance Persistent Object is updated; and the function exits having confirmed to the user that there is no variance
- 6) If they do not match, then a *Shared Stock Unit Variance Check Complete with Discrepancy* event is written; the Stock Unit Variance Persistent Object is updated; and the function exits having informed the user that there is a variance and what it is

Note that there is no requirement to produce a report at this stage. All the relevant information can be found on the Variance Report.

It should be noted, that no attempt will be made to check or to take into account any transactions that may have taken place between the times the various declarations were made and the time that the Variance is calculated.

This is no different from the current "Discrepancies" function.

Two new events are required for this:

- Shared Stock Unit Variance Check Complete
- Shared Stock Unit Variance Check Complete with Discrepancy

Note that if other users attached to the Stock Unit have continued trading since they made their Declarations, then the Variance that is calculated is likely to be incorrect. No attempt should be made to compensate for this. It is the responsibility of the Branch staff to ensure that no such trading takes place. This is why a list of when the last Cash Declarations were made for each declaration Id is required to assist in monitoring this.

This function can optionally be selected at the end of the Cash Declaration process, so that the branch office staff can move into it directly if they know that all Cash Declarations have already been made for that Stock Unit.

2.5.1.2.1.2 Declaration Events

In order to simplify subsequent processing of Variances, then it is necessary to change the way in which the Declaration event is recorded.

There are 3 events currently associated with Declaration:

- Declaration Complete (Event Id 21)

This is used when a declaration has completed with no discrepancy or where it is not possible to check if there is a discrepancy (eg in a Shared SU)

In this case the event message includes information about the value that was declared

- Declaration Abandoned (Event Id 22)

I've tried to generate this event and have failed. I suspect it can't happen.

It is now confirmed that although the code supports the generation of this event, it is not possible to get to this bit of code. It can be ignored as far as this DP is concerned.

- Declaration Complete with Discrepancy (Event Id 23)

This is used when a declaration has completed and it has been detected that there is a discrepancy from the systems derived figure.

In this case the event message includes information about the value that was declared and the amount of the discrepancy

In addition two new events have been identified above:

- Shared Stock Unit Variance Check Complete (Event Id 63)
- Shared Stock Unit Variance Check Complete with Discrepancy (Event Id 64)

These new events will need to be defined in Type C Reference Data. Also a new mechanism will need to be introduced to indicate that the shared stock unit declarations have been completed.

These events will be classified as Balancing Events and SU Balancing Events and those indicating a discrepancy (ie Event Ids 23 and 64) will contain a variable Parameter-~~<P1>~~ containing the amount of the Discrepancy. This amount will be held as a signed amount – positive indicating a gain and negative a loss.

2.5.1.2.1.3 *Variance Persistent Objects*

In order to support the production of the Variance report (defined in section 2.5.1.2.2) the following Persistent Objects are required:

- One for each week for each Stock Unit (shared or unshared)
- One for each week for each Declaration Id in each Shared Stock Unit
- One for each week for the Office

~~Old Persistent Objects should be logically deleted when they are no longer of use in a similar way to that currently done with the ONCH-~~ww~~-SS Persistent Objects, however rather than removing the Persistent Objects, when they are no longer required, their content should be removed and a “logically deleted” flag should be included in the Persistent Object. This will avoid any problem with the Riposte mechanisms for removing Deleted Persistent Objects. This logical deletion should not take place until at least 5 weeks after the end of the week for which the Persistent Object was created.~~

Each Persistent Object should contain a composite attribute for each day of the week starting with Thursday, with the attribute name being the weekday name. Any declaration made the following day as part of the logon check will be held under *yesterday's* composite attribute. ~~Unlike the current ONCH Persistent Objects there is no concept of *carry forward* declarations, so it will only be necessary to update a single Persistent Object.~~

The manipulation and content of the Variance Persistent Objects is defined in ~~[DIAGDEC]~~[CTRDEC].

2.5.1.2.2 Reporting of Cash Variances

This supports the Business Process Create Variance Report ... Compare Generated with Actual Cash Held Across Branch.

A report is required to show the variances for all Stock Units in the branch and also indicate ~~what when the last declarations have been made was done~~ for each Stock Unit.

This is a new Office Daily Report which is generally available.

It is assumed that a new button is added into the Reports Menu at some appropriate place (probably as an Office Daily Report)

The processing when the button is touched is as follows: [BT009]

- 1) The normal “Produce Report” screen is displayed
- 2) The Report tablet will include “Trading Period” and the current week

- 3) All the Stock Unit Variance Persistent Objects for this week are found (of all types)

NB if it is a Thursday, then the report is done on last weeks data and last week's Variance Persistent Objects are used instead.

- 4) The report is then produced.

Details of the report layout are in [DIAGDEC] and the way in which it is produced is defined in [CTRDEC].

The report is defined as providing data up to and including "yesterday". Since much of the report is prepared as part of the EOD process, then should the EOD process not run for some reason (eg one of the counters is broken), then data for those days which have not run the EOD process will be missing.

It should be noted, that immediately after migrating to the Impact R3 functionality, there will be a very limited history of Variance Persistent Objects. Any data that is required by the report, which is not available in the Variance Persistent Objects, should be treated as if no declarations were made on that day and "x"s output.

Special handling is required for Stock Units that have been Created or Deleted during the time covered by the report. The rules are as follows:

- Reporting for these Stock Units should be as above for the periods when the Stock Units were in existence
- For those periods when the Stock Units were not in existence, then the various columns should have a value of "n/a" rather than "x", and the Stock Units should be ignored in terms of deciding if totals should be included. In the case of deleted Stock Units, this may not change until the next week, however the value in such Stock Units must be zero (it is not possible to delete a Stock Unit that has any value in it or has carried out any Transactions in the current accounting period)

2.5.1.2.2.1 *Reprints of the Cash Variance Report*

This report is produced from the raw data in a similar manner to the production of the Cash Variance report as described above. The difference is that the date range for which the report is to be produced is defined as part of the reprint mechanism and the Variance Persistent Objects for that period are used rather than those for the current week. [BT060a]

2.5.1.2.3 Processing of Cash Variances

This supports the Business Process Make Good, Hold or Declare Any Cash Variance.

The Cash Declaration process may result in Variances being identified between the Declared Cash values and the System Generated values. Such variances can either be:

- Held (ie ignored for now in the expectation that they will resolve themselves)
- Made Good (ie the physical cash will be adjusted to match the System Generated figure)

- Recording the variance as a Discrepancy (ie the System Generated figure will be adjusted to match the physical cash by creating a transaction which is balanced against the Discrepancy product)

This is current functionality and will continue to be invoked only as part of the Stock Unit balancing process. This is covered further in section 2.5.1.4.1.

Making good a loss (or removing excess cash), has no actual affect on the system generated figures since what is being done is adjusting the actual cash holding to reflect what the system thinks it to be. This can be thought of as making an update to the last Cash Declaration recorded in the system.

There is also a requirement to make any such event explicitly visible, so that if an issue subsequently comes to light there is some evidence that there had been a variance within the system. [BT032]

Therefore two new “buttons” are introduced in the Stock Balancing Menu:

- Make good a loss
- Remove excess cash

These buttons will be available for any clerk to record the “making good” events. Such “make good” events will be recorded in the audit trail and can be viewed using the normal event reporting mechanisms and will also be passed through to MIS. They are also shown on the Stock Unit Balance Report (section 2.5.1.4.1), the Variance Report (section 2.5.1.2.2) and the Branch Trading Report (section 2.5.1.4.2).

Invoking either button will result in a screen being presented to the user inviting them to enter the amount to be made good (or removed). No attempt is made to calculate or verify this amount ~~is to be made~~, since it is assumed that trading has taken place since the last Declaration.

The Variance report may help the User in working out how much (s)he needs to Make Good.

Note that if there is no current Cash Declaration for the Stock Unit (ie no Cash Declaration has been made since the Stock Unit was last balanced or created), then the *Make Good* or *Remove Excess Cash* processing will be rejected (see [DIAGDEC]).

Two separate events will be defined:

- Make good a loss (Event Id 59)
- Remove excess cash (Event Id 58)

These events will be classified as Balancing Events and SU Balancing Events and will contain a Parameter <P1:> containing the amount of cash Made Good / Removed. This amount will always be held as a positive amount – the different events will allow the effect to be deduced when reporting on the amounts.

The relevant event is written to record the fact that the Stock Unit’s cash position has been corrected.

In addition, the last cash declaration for the Stock Unit will be updated (for an unshared Stock Unit the user will be asked to chose which Declaration Id should be updated). [BT032]

Any subsequent attempt to update the declaration will make it clear that there is an amount “made good” (or removed) from the Declaration. However if a subsequent Declaration is made, it is assumed that the cash declared at that time is correct and the record of the amount made good (or removed) will not be carried forward in the Declaration.

2.5.1.2.4 Stock Declarations and Variances

This supports the Business Process Local Stock Check Stock Held for Stock Unit.

There are currently two mechanisms supported for managing Stock levels and adjusting them:

- Stock Adjustments

This mechanism presents the clerk with a list of all Stock items (apart from cash and “other stamps”), together with the system derived stock levels.

The user can then page through the list of products and amend the volume of any products to match those actually held. When the Finish button is pressed a “Stock Adjustment” transaction is created for each stock item whose level has been changed based on the Sale Price and a balancing transaction of cash in each case.

- Stock Declarations

This mechanism is only available in a Shared Stock Unit. The clerk is presented with a list of all previous Stock Declarations made, together with their Declaration Ids and timestamps in this current Balance Period. They can then select one of these declarations to update or alternatively decide to make a new declaration from scratch.

They are then presented with a list of all Stock items (apart from cash and “other stamps”) and are invited to make a “blind declaration”. This declaration may be an update to any previous declaration made since the Stock Unit was last rolled over (see section 2.5.1.2.1). If it is a new declaration, then they are required to enter a Declaration Id.

Subsequent use of the Discrepancies function or running a Trial Balance will then compare the total Declarations for the Stock Unit with the System Derived figures and highlight any discrepancies that are identified. If this check is done as part of the Trial Balance process, then the discrepancies must be accepted, which will result in a Discrepancy transaction being created for each stock item whose level is identified as being in error based on the Sale Price and a balancing transaction of the Discrepancy product in each case.

Both of these mechanisms need to be retained, however rather than using the Sale Price when recording the Adjustment or Discrepancy transaction, a separate “loss price” should be used. This “loss price” will optionally be supplied as part of the Product Reference Data. Should no “loss price” be defined in Reference Data, then the Sale Price should be used. [BT036]

This has a number of implications:

- Changes are required to Product Reference data to include an optional “loss price” for those products where it is different from the sale price. This is discussed further in section 3.5.
- The Pick lists displayed by the Stock Adjustment and Stock Declaration functions, include the Sale Price in brackets after the Product Name. This should be replaced by the “loss price” (if specified).
- When the Adjustment or Discrepancy is recorded as a Transaction, then the price used should be the “loss price”.

Note that any validation associated with Fixed Price products needs to take into account that the loss price may well differ from the Sale Price.

Currently Methods of Payments such as Cheques and Vouchers are also presented in these lists.

In fact my system has 15 additional items in the Adjust Stock menu compared with the Declare Stock menu (344 and 359 respectively, so it's a bit hard to compare them easily!).

Table 20 shows those items on the current Stock Adjustments menu that represent “Methods of Payment” rather than actual stock products:

Product Number	Product Name	Comment
2	Cheque	
2642	Citibank Money Order	
4	Voucher to CRU	Presumably we're getting rid of this Assumed to be at Point 30 in migration so this will no longer be valid when the changes to Stock take place.
5	Unpaid Cheque	
231	Encashed OB Cheq to CRU	
278	POL Cheque	

Table 20 – Method of Payment Products

These products should continue to be adjusted by value by the Stock Adjustments function.

Table 21 shows those items on the current Stock Adjustments menu that are adjusted by Value rather than by Volume:

Product Number	Product Name	Comment
15	Philatelic Items Other	
17	Presentation Pack	
5456	Prestige Stamp Books	
5457	Mini Sheets	
21	Other Stamps Ordinary	we were already aware of this one
28	Other Postage Stationery	
27	Other Stamp Special	
43	Stamp Book Other	
45	Disct Whsle Stamp Books	
2649	Migration Only Item-HCS	

Table 21 – Stock Products currently adjusted by Value

These products should continue to be handled by value in all cases.

However POL are looking at removing these products and replacing them with alternative products that can be handled by Volume. Any such changes are considered to be "Business as Usual" and not specifically part of Impact R3.

2.5.1.2.5 Non-Value Stock Declarations

*This is a new requirement and wasn't included in the March 2003 costings.
It doesn't directly support a Business function.*

Since the intention is to remove non-value stock as a concept any processing of non-value stock will need to be removed. (See also section 2.5.1.1.3) [BT106]

2.5.1.3 Reporting

These are new requirements and weren't included in the March 2003 costings.

There are a number of aspects to this:

- Remuneration Reporting
- Office Snapshot Report
- Suspense Account Report
- Counter Weekly Redeemed Savings Stamps Report
- APS Transactions Report
- Variance Reporting (see section 2.5.1.2.2)
- Stock Unit Balance Reports (see section 2.5.1.4.1)
- Branch Trading Reports (see section 2.5.1.4.2)
- Reporting on Transaction Corrections (see section 2.5.1.7.3)
- Event Log
- Other reports affected by changes to Stock Processing
- Reprints of Reports
- Reports to be removed
- Weekly Reports

Some of these are discussed elsewhere in this DP (as referenced); the remainder are discussed further below.

The move from a weekly Cash Account to a monthly Branch Trading cycle means that there will up to be 5 times as much data to scan when preparing a report, and some reports will be much bigger. However there are no requirements to improve the reporting mechanisms, and so increased report production times are acceptable. [BT001]

Dev have some ideas in terms of "caching" Data Server data to improve the performance, but I want to avoid this if at all possible so as to keep things simple.

Currently all reports have references to CAP within their headers. Changes will be required to change this to a Trading Period identifier.

2.5.1.3.1 Remuneration Reporting

This supports the Business Process Produce Sales Report to Assist Remuneration Check. The business requirement is that a postmaster can look at the data that will be used by HR SAP to calculate his remuneration. It should be noted that this will only provide a guide, since it will not take into account issues such as the fact that lottery transactions are paid for early and that the report doesn't necessarily include non-accounting data for which the Postmaster is remunerated. However it is up to the Postmaster to select the appropriate dates that align with those used for delineating "pay months". Another aspect of this alignment is that the dates specified need to align to EOD markers rather than to calendar dates so that again the data aligns with that which is passed to HR SAP.

The requirements are to be met by making a change to the way in which the current Sales Report is produced.

Currently, the Sales Report reports on all relevant transactions since the start of the current Cash Account period.

The requirement is to include an additional dialogue at the start of the process asking the clerk to input a Start Date and an End Date.

The dialogue will be formally defined in [DIAGREP], however it will have the following characteristics: [BT016]

- 1) A new button is added to the "Produce Report" screen called "Define Date range"
- 2) The Report tablet will include "Trading Period" rather than "Office CAP"
- 3) If no Date range is selected then the current behaviour will continue (ie from the start of the current Trading Period up until the present time)
- 4) If "Define Date range" is selected, then the clerk is invited to select firstly a Start Date and then an End Date. These are both to be specified as normal calendar dates (dd/mm/yy). The following validation is required:
 - a) End Date is no later than "yesterday" and EOD has been run for that day.
 - b) Start Date is less than or equal to End Date
 - c) Start Date is not less than xx days before "today"Where xx is defined in Reference Data and defines the Transaction Retention time.
- 5) The scan for the Transactions to build the report should be modified so that if a Date Range is specified, then the start point for the transactions is defined as the EOD marker for the Trading day before Start Date, and the end point for the transactions is defined as the EOD marker for the Trading day of End Date. These EOD markers can be found by following the chain of EOD Markers from the Current EOD Object.

2.5.1.3.2 Office Snapshot Report

This supports the Business Process Review Stock Held Across Branch.

This report is similar in layout to the Stock Unit Balance report, however covers all transactions for all Stock Units, rather than being restricted to a single Stock Unit.

It is proposed that its scope is unchanged, however the actual report layout will be changed in line with the changes being made to the Stock Unit Balance report as defined in section 2.5.1.4.1.3. [BT037]

2.5.1.3.3 Suspense Account Report

This report needs to take into account the changes to the Suspense Products (described in section 2.5.1.1.4) and also the introduction of the "Local Suspense Account". [BT039]

It has been agreed that this report will continue to be available to all users (ie no additional security needs to be added).

However to avoid the report growing too much and to enable old Suspense Products to be "retired", some additional flexibility is required in the way the report is produced. Currently all possible Suspense Products are reported on in the Suspense Account Report. In future only those Suspense Products which have either a Balance or a movement during the Trading Period should be included. All Suspense Products with zero balance and no movements in the period should be suppressed when the report is printed.

There is an added complexity. With the introduction of Cash in Pouches at S60, there will be a potentially large number of Cash in Pouches transactions, particularly in large branches (maybe hundreds in a 5 week period). Therefore CP3787 has been raised to address this issue. The solution has two aspects:

- The "Cash in Pouches" section of the Suspense Report will be handled differently from all other Suspense product, in that only the summary line will be included. This summary line will just give the total Volume and Value of Cash in Pouches Transactions together with the B/Fwd and C/Fwd figures. The detailed transactions will be suppressed.
- A new report will be introduced which will provide the details of all the Cash in Pouches Transactions. This report will be optional.

2.5.1.3.4 Counter Weekly Redeemed Savings Stamps Report

This is a new report. [BT107]

It should become a mandatory report with a cut-off and must be produced if any savings stamps have been redeemed. It should include a total of all transactions which involve redeemed trading stamps since the last cut-off. These can be identified by having a Level 2 accounting node of 535.

2.5.1.3.5 APS Transactions Report

This report is currently produced based on all Transactions that are found under the APS Node in the accounting hierarchy. Given the need to introduce Stock Products for AP Transactions, then the report should be changed to report on all Transactions which have been written with <Application:APS>.

2.5.1.3.6 Event Log

No changes are required to the reports as such, however there will be additional events introduced which will need to be categorised appropriately to appear on the various subsets of events.

This should be purely a Reference Data change to the *Events* Collection.

2.5.1.3.7 Other reports affected by changes to Stock Processing

The changes to Stock Processing, particularly those requiring stock to be held by Volume rather than by Value (see section 2.5.1.1.2) require a number of reports to be changed so that stock values are no longer reported. [BT056]

I've also seen some example reports where a stock item only has a value and no volume – clearly we will need to ensure that this doesn't cause any problems. Hopefully it is just bad examples in [REPREC]. However there are some products listed in Table 21 (section 2.5.1.2.4) which need special consideration.

This is expected to be primarily a change to the report definitions in GlobalObjects.dat rather than actual code changes.

The following table lists the reports that are affected and where the required changes are specified:

Report Classification	Report Name	Change defined
EPOSS Balancing Reports		
	Declaration: Stock on Hand	See section 2.5.1.3.7.3
	Stock Unit Balance: Snapshot	See section 2.5.1.4.1.3
	Stock Unit Balance: Report	See section 2.5.1.4.1.3
	Stock Unit Balance: Reprint	See section 2.5.1.4.1.3
	Office Balance Snapshot	See section 2.5.1.4.1.3
EPOSS Counter Weekly Reports		
	Counter Weekly Remittances In	See section 2.5.1.3.7.1
	Counter Weekly Remittances Out	See section 2.5.1.3.7.1
	Counter Weekly Remittances Summary	See section 2.5.1.3.7.2
	Counter Weekly Stock on Hand	See section 2.5.1.3.7.3
	Counter Weekly Transfer Summary	See section 2.5.1.3.7.2
	Counter Weekly Transfers In	See section 2.5.1.3.7.1
	Counter Weekly Transfers Out	See section 2.5.1.3.7.1
	Counter Weekly Travel Schemes	No change required.
EPOSS Office Daily Reports		
	Office Daily Remittances In	See section 2.5.1.3.7.2
	Office Daily Remittances Out	See section 2.5.1.3.7.2
	Office Daily Revalued Product List	No change required.
EPOSS Office Weekly Reports		
	Office Weekly Remittances In (P)	See section 2.5.1.3.7.1
	Office Weekly Remittances Out (P)	See section 2.5.1.3.7.1
	Office Weekly Suspense Account	See section 2.5.1.3.3

	Office Weekly Transfer Reconciliation	See section 2.5.1.3.7.2
	Office Weekly Unreconciled Transfers	See section 2.5.1.3.7.2
EPOSS Receipts and Slips		
	Remittance In Slip	See section 2.5.1.3.7.1
	Remittance Out Slip	See section 2.5.1.3.7.1
	Transfer In Slip	See section 2.5.1.3.7.1
	Transfer Out Slip	See section 2.5.1.3.7.1
LFS Reports and Receipts		
	Return Advice Note	See section 2.5.1.3.7.1

Table 22 – Reports affected by Stock Changes**2.5.1.3.7.1 Remittance and Transfer Reports**

The general rule regarding Remittance and Transfer reports is that reports that indicate specific transactions should show volumes and suppress values (for volume stock).

Reports that summarise remittances / transfers should suppress volumes and summarise values (usually to zero for volume stock remittances / transfers). The exception to this is the Office Weekly Remittances In / Out reports which summarise by product rather than by remittance and so, on these, volume products should be summarised by volume, and value products by value.

~~The report layouts should remain unchanged, however any stock remittances will be at zero value, thus resulting in the value column usually being zero in such cases.~~

~~Since there will be some cases (eg cash), where the value is non-zero, the actual report layout will not change. In particular zero values will be output in the report rather than being suppressed.~~

2.5.1.3.7.2 Remittance and Transfer Summaries

The report layouts should remain unchanged, however any stock remittances will be at zero value, thus resulting in the value column usually being zero in such cases.

2.5.1.3.7.3 Other Reports

These need to be considered individually:

- Declaration: Stock on Hand

The value column should be remain in the report layout to support stock that is still handled by Value, however the value should be suppressed for those products handled by Volume (rather than included as zero). The total at the bottom should be removed.

- Counter Weekly Stock on Hand

This report needs to be restructured in a similar way to the Stock Unit Balance report (see section 2.5.1.4.1.3).

It will contain two main sections:

- Value Stock and MOP
- Volume Stock

corresponding to the sections in the Stock Unit Balance report.

The Value column should be removed in the Volume Stock section and no Total is required in that section.

This restructuring can be achieved by using the Tertiary mappings described in section 2.5.1.4.1.3.

2.5.1.3.8 Reprints of Reports

Currently a number of reports are defined as being capable of being reprinted.

Report Name	Comment
Stock Unit Balance: Reprint	
Cash Account: Reprint	Requirement carried forward to Branch Trading report
Office Weekly Counters Revenue Schedule: Reprint	This report is no longer required so the reprint can also be removed.
Office Weekly Inland Revenue Tax Credits P5589: Reprint	
Office Weekly P&A P2311MA: Reprint	
Office Weekly Redeemed Savings Stamps Summary: Reprint	
Track and Trace Manifest: Reprint	

Table 23 – Reports that can be reprinted

It is also required that the new Variances report will need to be reprinted. Since the requirements for this are somewhat different to other reports this is considered as part of the Variance report in section 2.5.1.2.2. [BT060a]

The current mechanism for this is that each time one of these re-printable reports is produced, then the start and end markers used for producing the report are stored and the reprint is achieved by rescanning the transactions using those markers. This means that reprints can be done for those CAPs that are still “in scope”.

The move to 4 / 5 week Trading Periods makes the Reprint function more complex.

Different reports are affected in different ways:

- Office Weekly Counters Revenue Schedule: Reprint

Since the original report is to be removed, then there is no need for a reprint.

- ~~Track and Trace Manifest: Reprint~~

~~The current functionality is purely to reprint the last report produced, so no change is required.~~

- Office Weekly Inland Revenue Tax Credits P5589: Reprint
- Office Weekly P&A P2311MA: Reprint
- Office Weekly Redeemed Savings Stamps Summary: Reprint
- Variance Report Reprint (new)

All of these will continue to be weekly reports, however they will be identified by the Date Range for which they were produced rather than by the CAP of the week for which they apply.

The requirement is to be able to reprint all those reports for which the data is still available, ie the last 5 reports. Therefore, no changes are required to the way in

which the reprints are produced other than by identifying past reports by a date range rather than a CAP.

Note that when the branch has just migrated from CAP operation into Branch Trading operation, it should still be possible to Reprint the reports from the “CAP period”, however such reports will be identified to the user by the dates when they were produced rather than by the CAP they were produced for and they will be printed in the new format.

- Stock Unit Balance: Reprint
- Branch Trading Report: Reprint

Here, the requirement is to be able to reprint the last report that has been produced for each Stock Unit /Office (excluding any interim Stock Unit Balance Period reports). This will be achieved by ensuring that all data required to reprint the report is stored as a BLOB within the messagestore at the time that the report is originally run. New reprint functionality is then required to take the data from this BLOB and regenerate the report based on that data. Since only the last report requires to be reprinted, it is sufficient to maintain the last report data as a Persistent Object which is overwritten each time a new report is produced.

However it will also be possible to reprint all Balance Period reports for the current and previous Trading Period.

Note that during the first Branch Trading Period it should still be possible to reprint the last CAP based Stock Unit Balance Report or Cash Account Report, provided that all the data for such a report is still available in the message store (ie by invoking the old code to regenerate the report from the raw data). Once a Stock Unit or Branch has rolled over into the second Branch Trading Period, then there is no need to be able to reprint CAP based data.

2.5.1.3.9 Reports proposed to be removed

The following reports are considered no longer necessary as a result of the changes introduced by Impact (or other changes) and so will to be removed. [BT057]

Report Name	Comment
Counter Weekly DVLA V10	
Counter Weekly DVLA V11	
Office Weekly Counters Revenue Schedule	And the ability to reprint it
Declaration and Confirmation – Non-Value Stock	[BT063]
Counter Daily Cash on Hand	There is a separate report for Cash Declaration which is nearly identical It is just the Cash Declaration report that we need to retain
Office Weekly Cash Flow	This is replaced by the Variance report
Counter Daily Revaluation Session Slip	

Table 24 – Reports to be removed

2.5.1.3.10 Weekly Reports

There are currently a number of Weekly Reports within Horizon. The move to a monthly Trading Period means that all these reports need to be reviewed as to what affect this might have on them. The underlying principle is that current weekly reports will remain weekly and will be driven by a normal calendar (typically start of business on Thursday to close of business the following Wednesday). Reports will either be mandatory or non-mandatory in terms of business processes. Mandatory reports will be produced weekly by reference to the calendar by the Branch staff. Non-mandatory reports will be produced by the same means but if not printed will accumulate data during the trading period until they are printed. Some reports are defined as Mandatory within Horizon and what this means is that Horizon will ensure that they are printed before allowing the Stock Unit to rollover at trading period end.

No support is required from Horizon to manage conformance to any of the above other than the following:

- Existing mechanisms for forcing reports to be produced prior to Stock Unit / Office rollover will be maintained
- Any necessary changes to ensure that reports can be cut-off other than at period end (for example on a weekly basis where required) such that subsequent weekly reports only report from the last cut-off rather than for the full Trading Period to date are needed.

Many reports have the concept of a *cut-off*. What this means is that once a report has been successfully produced, the clerk can request a *cut-off*, such that any subsequent attempts to produce this report will only look at Transactions that have taken place since the *cut-off* was invoked.

Table 25 lists all the current weekly report and highlights those that need to be considered further.

Report Name	Comment	Action Required
EPOSS Counter Weekly Reports		
Counter Weekly DVLA V10		Report to be removed
Counter Weekly DVLA V11		Report to be removed
Counter Weekly Green/Violet Giros	Cut off	None
Counter Weekly Inland Revenue Tax Credits	Cut off	None
Counter Weekly Miscellaneous Transactions	Cut off	None
Counter Weekly P&A	Cut off	None
Counter Weekly Pos Paid	Cut off	None
Counter Weekly Remittances In	No cut off Should be Period based	None
Counter Weekly Remittances Out	No cut off Should be Period based	None
Counter Weekly Remittances Summary	No cut off Should be Period based	None
Counter Weekly Stock on Hand	No cut off This is a snapshot, so cut off is irrelevant	None
Counter Weekly Transfer Summary	No cut off Should be Period based	None
Counter Weekly Transfers In	No cut off Should be Period based	None
Counter Weekly Transfers Out	No cut off Should be Period based	None

Counter Weekly Travel Schemes	Cut off	None
EPOSS Office Weekly Reports		
Office Weekly Cash Flow		Report to be removed
Office Weekly Counters Revenue Schedule		Report to be removed
Office Weekly Counters Revenue Schedule: Reprint		Report to be removed
Office Weekly Green/Violet Giros	Cut off	None
Office Weekly Inland Revenue Tax Credits	No cut off	See Below
Office Weekly Inland Revenue Tax Credits P5589	No cut off	See Below
Office Weekly Inland Revenue Tax Credits P5589: Reprint		See section 2.5.1.3.8
Office Weekly P&A P2311MA	No cut off	See Below
Office Weekly P&A P2311MA: Reprint		See section 2.5.1.3.8
Office Weekly P2311MA (B)	No cut off This has no data!	None
Office Weekly Pensions and Allowances	No cut off	See Below
Office Weekly POs Encashed	Cut off	None
Office Weekly Postage Labels	No cut off Should be Period based	None
Office Weekly Redeemed Savings Stamps Summary	No cut off Needs to be redesigned.	See Below
Office Weekly Redeemed Savings Stamps Summary: Reprint		See section 2.5.1.3.8
Office Weekly Remittances In (P)	No cut off Should be Period based	None
Office Weekly Remittances Out (P)	No cut off Should be Period based	None
Office Weekly Sales Report	No cut off In future will be Date based	None
Office Weekly Suspense Account	No cut off Should be Period based	None
Office Weekly Transfer Reconciliation	No cut off Should be Period based	None
Office Weekly Unreconciled Transfers	No cut off Should be Period based	None
Other Weekly Reports		
Foreign Currency Holdings	Snapshot at any time	None

Table 25 – Current Weekly Reports

The following changes are required:

- Office Weekly Inland Revenue Tax Credits
Office Weekly Inland Revenue Tax Credits P5589
Office Weekly P&A P2311MA
Office Weekly Pensions and Allowances
Office Weekly Redeemed Savings Stamps Summary

All of these reports need to change such that a cut-off is taken and the next report will only look at the Stock Unit reports (ie Counter Weekly) produced since the last time the summary report was cut-off. This is a new type of cut-off functionality. Note that an implicit cut-off will occur when the branch is moved to a new Trading Period. [BT116]

Note that there is currently no Counter Weekly Redeemed Savings Stamps report, however one is being introduced for S80. See section 2.5.1.3.4.

2.5.1.3.11 Inclusion of Week Numbers in Reports

This change was introduced by PSO_CR00271 in CP 3888.

For a number of reports (listed below) Post Office Ltd require that in place of Cash Account Week number a *Client Accounting Week Number* is printed.

The *Client Accounting Week Number* is to correspond to the period between midnight on Wednesdays and is to be numbered from 01, starting at the beginning of the Post Office Ltd accounting calendar (as identified in Type A Reference Data) each year.

Reports on which the Client Accounting Week is required:

- G9901MA Daily Record of Deposits
- G9902MA Daily Record of Withdrawals
- P5589 Inland Revenue Tax Credits (and reprint option)
- Counter Weekly Inland Revenue Tax Credits
- P2311MA P&A Summary (and reprint option)
- P2311MA (B) Batch Control Voucher
- Counter Weekly Green/Violet Giros
- Counter Weekly P&A
- Office Weekly P&A

2.5.1.4 Balancing and Rollover

There are a number of aspects to this:

- Changes to Rollover processing
- Branch Trading Reports
- Remove Extended CAPs
- Selecting the next Trading Period

These are discussed further below.

2.5.1.4.1 Changes to Rollover processing

The March 2003 costings assumed no change to this process and so no costs were defined in this area.

This supports the Business Processes Produce Trial Balance and Produce Final Balance.

In general, the Stock Unit Balancing process will be very similar to that which is currently in place. The following highlights the changes: [BT038]

The following are the main areas for change:

- Checking that a Stock Unit is balanced before allowing a Trial Balance to be produced
- Handling Discrepancies prior to Rolling over
- Producing the Trial Balance / Final Balance report

- Rolling over the data into the next Trading Period

The migration implications are covered separately in section 2.6.3.2.2.

These are discussed below.

2.5.1.4.1.1 *Checking that a Stock Unit is balanced*

Some additional checks are required at this point:

- On the Final Stock Unit to be rolled over within the Branch
 - Check that there are no Outstanding Transaction Corrections within the Branch

This check is similar to the one carried out at logon (see section 2.5.1.6).

2.5.1.4.1.2 *Handling Discrepancies prior to Rolling over*

At the point where the user decides whether the rollover is to a new Trading Period or to a new Balance Period within the current Trading Period, additional checks are required.

If the rollover is to a new Trading Period (as opposed to a Balance period):

- any Nett Discrepancy needs to be transferred from the Stock Unit to the Branch's Local Suspense Account. This is done by generating a pair of transactions such that the first transaction causes the cumulative value of the Discrepancy products for that SU becomes zero and the other transaction is generated to balance this transaction against the Local Suspense Account product. These transactions should be carried out in Mode Housekeeping (HK).
- If this is the last Stock Unit to rollover, also need to ensure that the Local Suspense account has been cleared. If it has not yet been cleared a dialogue is introduced to allow it to be cleared at the time.

There is a requirement (that emerged in the UI workshops) that different "products" are available for settlement depending upon the type of branch. The rules for which products should be available are as follows:

- If Local Suspense has an overall gain (ie cash needs to be removed from the till to balance it), then one list of products needs to be presented
- If Local Suspense has an overall loss (ie cash needs to be put in the till to balance it), then a separate list of products needs to be presented

It is proposed that each of these lists is presented as a Product Group which identifies the relevant products. Some products may be non-core and they should only be included in the pick list if they are available to be transacted in the branch (as is the normal case for pick lists). Similarly some products may have minimum or maximum values defined for them (in the normal way) and again they should only be included in the list if the amount required to clear local suspense (ie the negative of the amount in local suspense) is valid.

Should the selected product fail to be transacted then a suitable message should be displayed to the user and they then have the opportunity to select a different product or to abandon the rollover (using the Prev or Home buttons as normal).

A consequence of this is that the Final Balance Report may differ from the Trial Balance report.

2.5.1.4.1.3 *Producing the Trial Balance / Final Balance report*

The actual Stock Unit Balance report that is produced (both for Trial and Final Balances) will be amended as follows: [BT007]

The following are the areas in which changes are required:

- Header

Standard report header changes to remove CAP from the Header are required here.

- Discrepancies Section

After the existing Discrepancy details, there is a need to add in the new lines for the “Cash Made Good” and “Excess Cash removed” events. This information should be obtained from the events recorded at the time (see section 2.5.1.2.3). A total is also required. [BT032]

Note that on a Final Balance following a Trading Period Rollover, the *Nett discrepancy* line will be zero.

- Balance Section

Since Stock is to be held by volume rather than value, then Volume Stock holdings should be removed from this section.

This is to be achieved by including a new set of mappings on all stock product Reference Data and included in all Stock Transactions known as *Tertiary Mappings*. These *Tertiary Mappings* will be in addition to the existing mappings included on the Transactions.

If a Transaction has a *Tertiary Mapping*, then it is ignored when constructing this section of the table. This will result in only those Inventory products with no *Tertiary Mappings* (eg cash, cheques, other stamps or Foreign Exchange) being included in this section of the Balance Report.

- Receipts Section

All Volume stock movements will need to be included in the receipts section.

If an Item has a Tertiary mapping then this should be used instead of its Primary mapping when building up this part of the report.

In addition further lines will be required for Local Suspense Transfers.

Revaluation Up transactions will no longer occur, so the “Reval Up” line should be suppressed if it is zero.

It should be noted that since Volume Stock Remittances will have zero value, then their value will be excluded from the Remittance part of this section. The same also applies to Volume Stock Transfers.

- Payments Section

If an Item has a Tertiary mapping then this should be used instead of its Primary mapping when building up this part of the report.

I wouldn't expect any Stock Products to be mapped to the Payments section, however the implementation should allow for it rather than exclude it.

New lines will be required for Local Suspense Transfers.

Revaluation Down transactions will no longer occur, so the "Reval Down" line should be suppressed if it is zero.

It should be noted that since Volume Stock Remittances will have zero value, then their value will be excluded from the Remittance part of this section. The same also applies to Volume Stock Transfers.

■ **Stock Section**

This is a new section. Its purpose is to provide the current balance (by volume) of all stock items that are held by volume. This can be done by selecting all stock items (including the opening balance for the period) that have tertiary mappings, but building the report based on the primary mappings. Such a figure will take into account all Remittances and Transfers.

In order to support the revised reprinting functionality, the data used to build up the report needs to be stored as a BLOB so that the report can be re-printed without the original transactions being present.

2.5.1.4.1.4 Rolling over the data into the next Trading Period

The current rollover process generates a large amount of data from the Stock Unit Balance report for use as an opening position for the new trading period. In the future, less data needs to be generated. The following defines what data needs to be generated following the Stock Unit Rollover:

- **Opening Balances of all Inventory Products.** This includes
 - Stock (this should just be a volume with a zero value other than those exceptional products covered in section 2.5.1.1.2.4)

Any such item that has a Tertiary mapping should include a "dummy" Tertiary mapping to ensure that it is handled correctly on the Balance Reports.
 - Cash and near cash (eg cheques and ForEx)
 - Suspense products

This data is currently written to the messagestore as part of the SU Rollover process and, other than holding the carried forward stock with zero value (if there are Tertiary Mappings present), no further changes are required.

- **Summary Information from the Balance Report to support the Branch Trading Statement.**

~~This data will be held in a Persistent Object as described in section 3.4.1.~~

2.5.1.4.2 Branch Trading Reports

This is the replacement for the Cash Account report.

This supports the Business Process Produce and Confirm Trading Statement.

[BT008, BT032, BT041, BT043]

It is assumed that the existing Office Rollover button will trigger this report instead of the current Cash Account Report.

The processing when the button is touched is as follows:

- 1) The normal "Produce Report" screen is displayed
- 2) The Report tablet will include "Trading Period" and the current week
- 3) All the current checks made prior to allowing a Trial Cash Account to be produced are made except that the check for non-value stock can be removed. [BT063]
- 4) The report can then be built up as follows:

The following is a high level outline. The detailed report is defined in [DLGBAL].

- a) Standard Heading
- b) The first column provides an Office Total and is obtained by summing the values in the row. The second column provides details of what is currently held in the Suspense Account. The remaining columns provide details recorded when each Stock Unit rolled over into the next trading period. If there are too many Stock Units to fit on a single page, then additional pages are required. Each page will repeat the Row headings, however there is no need for subtotals to be carried forward from one page to the next.
- c) The data in each row can be obtained from the data stored as part of each Stock Unit's rollover process (~~see section 3.4.1~~)

In order to support the revised reprinting functionality, the data used to build up the report needs to be stored as a BLOB so that the report can be re-printed without the original transactions being present.

2.5.1.4.3 Remove Extended CAPs

The Office Balancing Menu currently has a button to allow Cash Accounts to be extended to 2 or 3 weeks.

This button should be removed, thus removing this functionality since it no longer makes sense with Branch Trading Statements. [BT045]

2.5.1.4.4 Selecting the next Trading Period

When a Branch is rolling forward into the next Trading Period, it is necessary to decide what the following period will be.

The current mechanism is fairly simple (ignoring extended CAPs which are no longer supported at S80), namely that it will add 1 to the current "next CAP" number and if

the resulting CAP number exists in Reference Data, then it will set that as the new “next CAP”. If that CAP number doesn’t exist, then it is assumed to be the end of the year and so the Reference Data for CAP 1 of the next year is checked and if that exists then “next CAP” will be set to this. Should this not exist either, then the rollover will be prevented and an error displayed to the user.

With Trading Periods, the same approach will be followed. However given the increased likelihood of running out of Trading Periods before the end of the year the algorithm for setting “next TP” will be as follows:

- Add 1 to current “Next TP”
- If the resulting TP number exists in the Reference Data calendar, all is well so exit
- If the resulting TP number doesn’t exist in the Reference Data calendar, check for TP 1 of “next year”. If that is found in the Reference Data calendar, use it
- If “next year” doesn’t exist yet, use the resulting TP (ie “next TP”+1). Note that in this case the TP will not exist in the calendar so the normal prompts to the user warning them that the TP is incorrect and on subsequent logons that the TP doesn’t match the calendar will be output. However this is seen to be a better option than forcing the branch to stay in the current TP until the end of the year. [PSO_CR00278 3842]

2.5.1.5 EOD

There are a number of aspects to this:

- Removal of LFS Weekly Stock Reporting functions
- POL FS Summarisation at counter
- Maintenance of Office Variances Persistent Object
- LFS EOD functionality changes to handle changes in Cash Declarations
- Simplification of EPOSS Reconciliation
- Protection against lost data

The current APS EOD Reconciliation function will remain unchanged. [BT059]

These are discussed in the following sub-sections.

2.5.1.5.1 Removal of LFS Weekly Stock Reporting functions

The current LFS Weekly Stock Reporting functions which are run early on Thursday and Friday mornings and again on Friday evening, should be removed from the Counter Applications Schedule since they are no longer required. [BT058]

It is proposed that the code is left in the counter rather than actually being removed.

Strictly not part of EOD, but that’s as good a place to mention it as any other.

In theory it could be done tomorrow, but we need to understand what constraints there might be from testing as to when it is removed. The actual removal is a change to the Reference Data that controls the CAS.

2.5.1.5.2 POL FS Summarisation at counter

This functionality was introduced as part of Impact Release 1 at S60. With the move to Transaction Summarisation at the Data Centre (see section 2.5.2.8), this functionality will no longer be required other than to calculate the Carried Forward cash position for the SAP ADS ONCH data flow. Because of this dependency, it is simplest to leave the functionality unchanged.

2.5.1.5.3 Maintenance of Office Variances Persistent Object

In order to support the Variance Report (described in section 2.5.1.2.2) a new function is required as part of EOD processing to calculate information for the report.

This function will assemble the data needed for that day's portion of the Office Variance Persistent Object.

It will also handle the bringing forward of data from previous days' Variance Persistent Objects in the case where no cash declaration is done (either where it is "forgotten" or the Drawer / Stock Unit is unused for a day).

The information that needs to be assembled and the way in which it is calculated is:

- Suspense
- Local Suspense
- Adjustments

~~This is calculated by scanning all events from yesterday's EOD Marker and accumulating the net value of all Cash Made Good and Excess Cash Removed events (Ids 59 & 58).~~

- ~~Transaction Corrections Processed~~

~~This is calculated by scanning all Transaction Completion Complete messages events from yesterday's EOD Marker.~~

- ~~Transaction Corrections Outstanding~~

~~This is calculated using the same logic as defined in Section 2.5.1.7.2.~~

- ~~Stock Units not logged on Today~~

2.5.1.5.4 LFS EOD functionality changes to handle changes in Cash Declarations

It has now been decided that it is simplest to leave this functionality unchanged. [BT029]

2.5.1.5.5 Simplification of EPOSS Reconciliation

The current EPOSS Reconciliation function runs each day as part of the EOD set of tasks. At present this is a fairly complex set of tasks, however once the cash account has been removed, then it should be possible to simplify it significantly to a simple check that all Transactions have been successfully harvested.

It is proposed that this is achieved by providing a new function that merely calculates the Daily Transaction Totals.

Therefore no changes will be made to the current function and the Reference Data that invokes this function will be removed and replaced by Reference Data to invoke the new function at the appropriate migration stage (see section 2.6.2). [BT059]

2.5.1.5.6 Protection against lost data

This is a new EOD Check that is required to protect against the potential loss of data as discussed earlier in section 2.5.1.1.1.4. [BT115]

This check needs to be run on all counters every night as part of the EOD process. However it is not important when in the EOD sequence it is actually run.

A check is required on the following:

- How many days ago was the Branch rolled over into the current Trading Period?
- For each stock Unit in the Branch that is still current (ie not Deleted), how many days ago was it last rolled over into a new Trading Period?

In order to support this, the StockUnit Persistent Object and the EPOSSOffice CAP Persistent Object will both need to include a new field "Date of last Trading Period Rollover", so that this check can easily be made without trawling through the messagestore.

The Largest number of days detected from these checks needs to be calculated and this number needs to be compared against a configurable parameter (configurable via Type C Reference data to allow tuning – the proposed value is 38 days).

If the number of days exceeds the threshold, then the Riposte configuration parameter DisableArchiving needs to be checked and if it is currently set to 0 it should be set to 1. Regardless of whether the parameter is changed an Error Event should be raised to alert SMC.

If the number of days does not exceed the threshold, then the Riposte configuration parameter DisableArchiving needs to be checked and if it is currently set to 1 it should be reset to 0. There is no need to record an error event in this case.

Simon has suggested that we may need to do some work to produce a report on these events to pass to POL. This is excluded from the current costs. [BT051]

NB: Any such reporting would be a Data Centre function and have no impact on the counter.

2.5.1.6 Logon Checks

This is a new requirement and wasn't included in the March 2003 costings.

There are a number of aspects to this:

- ONCH run for "yesterday"
- Stock Unit in correct Trading Period
- Outstanding Transaction Corrections
- Protection against Data Loss

These are discussed in the following sub-sections.

2.5.1.6.1 ONCH run for "yesterday"

The checks currently carried out as part of the logon process that an ONCH declaration was made the previous day, should be amended to check that a Cash Declaration was made the previous day. If no cash declaration was made the previous day, the user will be forced to make a declaration at that time. [BT028]

2.5.1.6.2 Stock Unit in correct Trading Period

The existing check that a Stock Unit is running in the correct Cash Account Period (based on the Cash Account Weeks Reference Data), needs to be modified such that the check is based on the Trading Period (based on the Trading Period Calendar).

In order to spread the workload at the centre, different branches will be configured (in the Branch's "Outlet Reference Data") with an "Offset" (in days) from the Trading Period Calendars. [BT044] See also section 3.5.

2.5.1.6.3 Outstanding Transaction Corrections

This supports the Business Process Receive Automated Message.

In order to inform the Postmaster that a Transaction Correction has arrived in the branch for processing, an additional check is required on logon for any user with a Role of *Manager* or *Supervisor* (actual list of Roles to be defined in Reference Data see section 3.5), to see if there are any unprocessed Transaction Corrections. [BT024a] How this is done is described in Section 2.5.1.7.2. If there are any, the user should be prompted about their existence and given the option to invoke the *Process Transaction Correction* function immediately, provided that this is not an isolated node. Such a check should take place after all other existing checks.

An event needs to be recorded when a user is prompted. Section 20.15 of [CDBT] defines how the event should be categorised. This is a new event with Identifier 62 and needs to include a parameter indicating the number of Outstanding Transaction Corrections.

2.5.1.6.4 Protection against Data Loss

This is a new logon check. The logic is similar to that done at End of Day described in section 2.5.1.5.6.

A check is required on the following:

- How many days ago was the Branch rolled over into the current Trading Period?
- How many days ago was the current Stock Unit rolled over into the current Trading Period?

If either of these periods is greater than a configurable parameter (configurable via Type C Reference data to allow tuning – the proposed value is 38 days), then a warning is displayed to the user indicating this fact.

2.5.1.7 Process Transaction Correction

The March 2003 costings for this assumed that a centrally generated memo view was sufficient and so no counter functionality was required. Any counter work is therefore in addition to the March 2003 costings.

This supports the Business Process Handle Transaction Corrections.

There are a number of aspects to this:

- Actual Processing of the Transaction Corrections
- Selecting Transaction Corrections
- Reporting on Transaction Corrections

These are discussed in the following sub-sections.

2.5.1.7.1 Actual Processing of the Transaction Corrections

This is new functionality to automate the processing of Transaction Corrections (a replacement for Error Notices). It is only available to those Roles who can do an Office Balance (ie Manager, Supervisor, Migrate, Auditor and Auditor - Emergency Manager). This will be controlled using normal Menu Security functionality.

This function will be activated by a new button on Horizon or as part of the logon process (see section 2.5.1.6). [BT025]

Given the security requirements, it is simplest to add the button to the Housekeeping menu.

When the function is invoked, the user will be presented with a list of outstanding Transaction Corrections. Section 2.5.1.7.2 describes how Outstanding Transaction corrections are found.

The list should be a picklist with the Transaction Corrections ordered based on Date and Time generated. If multiple Transaction Corrections have the same Date and Time generated, then they are further ordered based on the TC Reference field which is a concatenation of Iteration flag and Reference Id.

The user can then select a Transaction Correction from the list and process it.

Once a Transaction Correction has been selected for processing the system needs to ensure that no other user is able to select that Transaction Correction for processing.

NB if it is simpler to lock out users from all TC processing rather than just locking out an individual TC, then this is acceptable.

EPOSS Watchdog needs to ensure that Transaction Corrections are prevented on isolated nodes. This is a Reference Data Change.

The user will be shown what effect the Transaction Correction will have on their branch position by displaying the Text field associated with the Transaction Correction and will be invited to select one of up to 3 options associated with the Transaction Correction (as specified in the Allowed Modes field).

[TCAIS] defines the interface in detail and in particular defines the 6 options that can be presented to the user (though for any one Transaction Correction a maximum of 3 are available). Each of these Options is required to correspond to a new Settlement Mode to simplify the passing of the data back to POL FS through the normal Summarisation interface.

[CTRDEC] defines how the Transaction Correction is to be held as Attribute Grammar.

Depending on the mode selected the Transaction Correction will be processed as follows:

■ Mode MG (Make Good)

The Transaction Correction will define the Product to be transacted (<Data.Article:>) and the accounting sense (<Data.AccountingSense:>), and also the Product against which the Transaction Correction should be settled (<Data.Instruction:>).

Following the UIDP discussions, it has now been agreed that in the following circumstances the "Instruction" product may be substituted. These circumstances are:

- If "Instruction" is "cash" (ie Product 1) and the accounting sense is such that cash must be put in the till (ie TCINV—~~or do I mean TCCRM?~~)
- Then, Cheque can be used instead.

And so could Debit Card when CP 3785 is implemented.

■ Modes HD (Plead Hardship), WO (Wrote Off) or AN (Assign to Nominee)

The Transaction Correction will define the Product to be transacted (<Data.Article:>) and the accounting sense (<Data.AccountingSense:>). Settlement will be against a fixed Settlement Product for the selected mode.

This fixed product would be defined in the normal ModeParameters Type C Reference Data.

■ Mode EV (Request Evidence)

In the case of Mode EV two transactions are written against the article Product, one positive and one negative, thus having a null effect on the Branch accounts. However both transactions will be passed to POL FS so that they can tell that this has happened.

■ Mode SW (Stock Write On / Off)

In this case there will just be a single transaction (with Quantity and no value) against the Article product (<Data.Article:>). Since it has no value, then there is nothing to settle.

To protect against the product having a fixed price, thus resulting in a Value being generated, the SW Mode will be defined as using a zero price for Stock by Volume products.

Note that this will not solve the problem for a Stock by Value product. Should this occur, then the Instruction Product will be used to settle any Value included on the stack.

In all cases the transactions that are generated by this process (including any settlement transactions) need to include the TC Reference (<Data.Ref:>) and the ~~additional data-~~ client reference field (<Data.AddRef:>) so that it can be passed to POL FS.

These should be put into two new attributes under <EPOSSTransaction.BlackBoxData:> called *Ref* and *AddRef*.

When the Transaction Correction is processed a Transaction Correction Processed message should be written as part of the same Riposte Transaction, thus enabling reports to understand the outcome of the Transaction Correction and to ensure that it is not reprocessed.

It will also be possible to abandon the Transaction Correction. Should the Transaction Correction be abandoned, then there will be no impact on the system and the Transaction Correction will still appear in the list of outstanding Transaction Corrections and may be processed by a suitably empowered user at a later time. However any locks applied to prevent other users processing the Transaction Correction will need to be removed.

Should the user select one of the options associated with the Transaction Correction, then the underlying Transactions defined in the Transaction Correction will be applied in the Stock Unit in which the user is currently assigned.

Should any of the associated Transactions fail validation for whatever reason, a suitable message will be displayed to the user providing them with information to raise a Help Desk call. The Transaction Correction will then be marked as having been processed, though no underlying transactions will actually be performed.

A consequence of this is that a new method needs to be made available by EPOSS Core, such that it is possible to pass it a Transaction and to decide whether or not it is valid. If it is decided it is valid, then any subsequent request to write that Transaction would always succeed.

This is necessary since at present any problems with the parameters would result in prompts to the user about "miss-typed transactions".

2.5.1.7.2 Selecting Transaction Corrections

[CTRDEC] describes how a Transaction Correction is stored within the messagestore. Transaction Corrections can be easily identified by having a <WAIIndex.LFSFlag:TC> attribute and <Data.Ref:> and <Data.Iter:> attributes containing the unique Transaction Correction Reference defined by POL FS.

A simple scan of the messagestore looking for all such messages will identify all Transaction Corrections that have been received in the branch.

Once a Transaction Correction has been processed (as described in section 2.5.1.7.1), then a Transaction Correction Processed message is written containing the <WAIIndex.LFSFlag:TP> attribute.

This mechanism then enables all Outstanding Transaction Corrections to be easily identified as being those with a <WAIIndex.LFSFlag:TC> message and no corresponding <WAIIndex.LFSFlag:TP> message for any given Transaction Correction Reference.

Similarly all those Transaction Correction References with both a <WAIIndex.LFSFlag:TC> message and a corresponding <WAIIndex.LFSFlag:TP> message identify those Transaction Corrections that have been processed.

2.5.1.7.3 Reporting on Transaction Corrections

Two new reports are required to provide information about Transaction Corrections. These are: [BT065]

- Outstanding Transaction Corrections Report
- Processed Transaction Corrections Report

Section 20.3 in Appendix B of [CDBT] defines the structure of these reports which are both similar. Detailed definition of the report layouts will be defined as part of the High Level Design phase in [DIAGDEC].

The principle difference between the two reports is in selecting which Transaction Corrections are to be reported on. This is described in section 2.5.1.7.2.

2.5.1.8 MiMAN

This is an aspect that was forgotten in the original design.

MiMAN is a desktop component that handles the initial startup of a new Branch in Horizon.

It was designed to support the initial rollout of Horizon and enables opening values to be input to Horizon to represent the state of each Stock Unit at the time that the Stock Unit switches from manual processing to Horizon.

It is now primarily used when a new Branch opens or reopens after a long term temporary closure.

MiMAN is driven by the Cash Account Reference Data and provides a fast mechanism for taking on the opening position.

It is proposed that MiMAN is replaced by a simple function that identifies whether or not the Branch should be opening in CAP or TP mode and sets up an initial opening balance of zero and initialises the current CAP / TP as appropriate. This is discussed further in section 2.6.3.2.6.

2.5.1.9 Removal of Training Mode

Training Mode is currently invoked through a button on the main menu.

This button is set up as part of the <Collection:DesktopApps><ObjectName:Training> Type D Reference Data.

Training Mode will be disabled by removing this via a Reference Data change just before Point 20. No attempt will be made to tidy up any Training Mode code or remove any other Training Mode support.

This is in response to removed PSO_CR00280 (CP 3842).

2.5.2 Host Components

2.5.2.1 RDMC

The main changes here are to support the new Reference Data that will be received from POL as Type A Reference Data. This will be defined in [RDSAIS].

In addition there will be a Check function provided which will ensure the integrity of the summarisation Reference Data. In particular it will need to ensure that all Product / Mode combinations have a defined mapping onto an Article. If this isn't the case, then there is a risk that when the transactions from a branch are summarised that they will not balance to zero.

2.5.2.2 LFS

Nothing was included in the March 2003 costings in this area.

The weekly Stock Reporting functionality can be removed. This affects both the LFS Agent and the LFS Host. Since the information is currently unused, it might as well be removed as soon as LFS is upgraded at the Data Centre. [BT058]

It has now been decided that the simplest way to do this is to change the LFS Harvester such that it no longer attempts to Harvest the Stock Statements. At the simplest level this is purely a case of removing the filter from the LFS Harvester, but the opportunity should also be taken to remove the associated code modules that process the Stock statements and in particular the modules that access the Stock tables in the LFS Host.

The LFS Host (and Maestro schedules) can then be enhanced to remove these tables and the associated modules that process Stock Statements.

2.5.2.3 Process SAP ADS Transactions

The requirement for this has been removed and so the rest of this section has been deleted.

2.5.2.4 TPS Harvesting

This supports the Business Processes Scan Transaction for Day.

A few changes have been identified as being required here:

- Additional event information is required for MIS. Therefore the details of which events are to be harvested and how they are to be transformed needs to be refined.

The following additional events are required: [BT110]

ID	Product	Ti	Comment
55	????	Trading Statement Created	
56	????	Trading Statement Period rolled	
57	????	Trading Statement Period Roll Abandoned	
58	????	Excess Cash Removed	Parameter required indicating amount
59	????	Cash Shortage Made Good	Parameter required indicating amount
60	????	Cash Variance Report Previewed	
61	????	Cash Variance Report Printed	
62	????	Outstanding Transaction Correction Reminder Displayed	Parameter required indicating number of Transaction Corrections Outstanding

Table 26 – Additional EPOSS Events to be harvested

Note that additional Product Ids will need to be provided by Post Office Ltd onto which these Event Ids should be mapped by the agent. These Product Ids will be formally defined in [MISAIS] [RDMIG] once they have been allocated by the Post Office Reference Data team.

- In order to support the generation of individual Transactions for POL FS, it is necessary to pick up the various Reference attributes if they are present.

Reference attributes will be present on Remittance Balancing transactions (in Attribute <EPOSSTransaction.BlackBoxData.PouchId:>) and also for Transaction Corrections (in Attributes <EPOSSTransaction.BlackBoxData.Ref:> and <EPOSSTransaction.BlackBoxData.AddRef:>).

Three new columns will be required in the EPOSSTransaction interface tables, PouchId, Ref and AddRef into which these are harvested.

- The TPS Harvester currently has a fairly complex mechanism by which it calculates the CAP and BP of a Transaction based on the rollover markers that delineate when the CAP and BP change for any Stock Unit. This mechanism will need to be retained while data is still being passed to OPTIP, however once the branches are no longer operating on CAPs, it will no longer be sensible to report on this.

Therefore, it is proposed that an additional check is included in the TPS Harvester. When the Stock Unit Persistent Object is retrieved in order to calculate the CAP and BP a check is made as to whether that Stock Unit is currently operating in *Cash Account* or a *Branch Trading Period* mode. If the Stock Unit is operating in a *Branch Trading Period* mode, the Stock Unit Persistent Object will contain an attribute <Data.TP:> with a non-null value. In this case no further attempt should be made to calculate CAP or BP and values of zero-NULL should be input into the TPS Interface tables. Note that if no Stock Unit Persistent Object is found (for example because it has been deleted since the transaction took place), then again values of zero should be returned. If TPS is in the early stages of migration, then this will result in the Transaction being handled as an Exception, but that is no different to what happens at present.

- Currently the CAPTrailer message is picked up in order to harvest Cash Account related data. If the branch is operating in *Branch Trading Period* mode, (identified by the presence of an attribute <Data.TP:> with a non-null value in the EPOSSCAP Office Persistent Object) then no further processing is required.

2.5.2.5 DRS Host

The following changes are needed here:

- Remove reporting based on CAP (eg NB103) [BT062]

Dev are concerned that POL haven't thought through the full implications on this on the POL Reconciliation processes.

- ~~Remove the NB103 drilldown functionality on the DRS Workstation~~
- In a number of the NB102 reports the CAP column will be blank.

The specific sections are 2, 3, 4, 5, 8, 9, 10 & 11.

No change will be made to these reports for Impact R3.

We should look at removing this column in a future release, but leave it there for Impact R3.

- The DRS function that copies in data from TPS Host about Cash Account Delivery to POL needs to stop doing that. Note that the function cannot be removed altogether since it also copies in data on non-polled offices and it is assumed that this is still required.

This is achieved without changing the DRS code since no attempt is made to copy data for NULL cash accounts.

Other than that the reconciliation process remains unchanged. [BT059]

It is expected that all these changes can be achieved through standing data and Maestro changes and no code changes are actually required. See [DRSHLD] for details. [DRSREP] describes the changes to the DRS Reports.

2.5.2.6 APS Host

No changes are needed here.

This supports part of the Business Processes Deliver Data to External Systems.

In particular the reconciliation process remains unchanged. [BT059]

2.5.2.7 Generate MIS Info

This functionality will be done within the TPS Host system.

This supports part of the Business Processes Deliver Data to External Systems.

This process takes the transactions and events from the Temporary Transaction Store and passes them to POL MIS in a file as described in section 3.2.7. [BT043]

This process will be similar to the current process that produces the Transaction Files for OPTIP, however the file format has changed as described in section 3.2.7. One further change is that Settlement Transactions are not to be passed through to MIS. Settlement Transactions are identified by having an Attribute Transfer_Txn_To_MIS set in the Product Reference Data for the Product.

2.5.2.8 Transaction Summarisation

This functionality will be done within the TPS Host system.

This supports the Business Processes Accumulate Transactions for Summarisation.

Currently this is being done at the Branch and the summaries are harvested into TPS for passing onto POL FS.

There is no specific requirement on Fujitsu to make the changes in this area. This is because we have chosen to do this as it makes the overall system simpler.

However what is now proposed is a new Summarisation function at the Data Centre that will run as part of the normal overnight processing after the day's data has been harvested.

Summarisation is a three-stage process:

- Initial Summarisation of Product and Mode
- Summarisation for POL FS
- Summarisation for HR SAP

These are discussed further below.

2.5.2.8.1 Initial Summarisation of Product and Mode

All Transactions are summarised by Product / Mode combinations such that for each Branch and Trading Day there is a single Summary Record for each combination of Product / Mode that has taken place during the Trading Day. So as to support Migration (see section 2.6.3.1.3), separate summaries are produced for each CAP, thus enabling those transactions produced prior to Migration Point 30 to be separated from those that take place after this point.

Note that those Product / Mode combinations that are defined in the POL FS Summarisation Reference Data as needing to be passed through to POL FS at a transaction level are not summarised, but passed through as individual transactions into the intermediate summarisation tables.

2.5.2.8.2 Summarisation for POL FS

A further set of summarisation, based on Reference Data, then maps the Product / Mode summaries for each Branch / Trading Day onto the data to be passed to the relevant POL FS Accounts (based on Articles).

Only Initial Summaries for a CAP greater than the CAP that triggers Point 30 are considered. All other initial summaries are ignored by this process.

The rules for Summarisation are as follows:

- 1) For each set of Transactions that have been summarised by Horizon Product and Mode they can be further summarised as follows:
 - a) Reference Data will define the *Article* associated with the given Horizon Product.
 - b) This *Article* will have associated one or more *Article Modes* corresponding to the Horizon Mode under which the Product was transacted.
 - c) If there is a single *Article Mode* for all Modes, then that *Article Mode* is used to accumulate the details for all the transactions for that Horizon Product
 - d) If there are a number of different *Article Modes* for different Modes, then the appropriate one is used to accumulate the details for all the transactions for that Horizon Product carried out in the appropriate Mode

- 2) If the *Article Mode* is described as being “non-summarised”, then the underlying transactions need to be preserved without being summarised.
- 3) A number of attributes are associated with the *Article Mode* and these will need to be passed to POL FS with the associated Records.

A potential problem is that some transactions will have failed Harvesting and will subsequently be passed through when they are repaired.

Recent analysis shows a number of causes:

- ♦ *Post Office doesn't roll over for several weeks and so TPS Harvester generates a zero CAP / BP*
- ♦ *Delete Stock Unit results in a zero CAP / BP*
- ♦ *BdC problem where Reference Data allows a currency to be transacted, but First Rate doesn't provide a spot rate for that currency.*

In all these cases the transactions would be OK as far as Summarisation is concerned. It is proposed that these constraints are removed (see section 2.5.2.14). However Summarisation will need to allow for potential errors.

The current frequency of such problems is about once per week so they can be handled manually by the SSC.

In order to handle the case where Transactions are known to be missing (ie they have failed harvesting), then there is no point in attempting to produce a sub-file for passing to POL FS since it will be incomplete. Such cases can be detected by examining the TPS Harvester Exceptions tables. Should any Transactions be in these tables, the summaries should be held back for processing on a subsequent day when the exceptions have been processed. A mechanism is required to take the corrected exceptions and add them into the appropriate summaries.

A check is also required that all the data in a sub-file has a net value of zero. Should this not be the case, then an exception needs to be raised and the summaries held back until a correcting transaction is generated to enable the sub-file to balance correctly.

In theory this can't happen, however in practice there could be bugs in the system or perhaps even Reference Data errors that will cause this to occur. Therefore we need to allow for it.

We don't want to repeat the mistakes we made with the original TPS processing where we assumed that such errors couldn't happen!

James has confirmed that this holding back of sub-files is unlikely to give us SLA problems.

Assumption recorded in section 8.4

2.5.2.8.3 Summarisation for HR SAP

Only Initial Summaries for a CAP greater than the CAP that triggers Point 30 are considered. All other initial summaries are ignored by this process.

A separate ~~set of~~ summarisation, again based on Reference Data, maps the Product / Mode summaries for each Branch / Trading Day onto the data required for HR SAP based on CTT Numbers. Note that not all Branches are required for HR SAP summarisation (though it may be simpler to summarise for all branches and discard those not required when the interface is built for HR SAP each month, since the

numbers of branches not required are fairly low - it is the Directly Managed Branches of which there are about 600).

Since [HRSAP AIS1] requires the data passed across to be predominantly positive (ie for both in-pay and out-pay transactions to be passed as positive counts, and only having negative amounts where any reversals / corrections exceed the number of actual transactions). In order to achieve this the accounting sense of the product needs to be ascertained from the product Reference Data and those transactions identified as out-pay transactions need to have their signs reversed as part of the summarisation process. [PSO_CR00275 3843]

It is proposed that sets of summarisations are held for each branch for each target Pay Period (as defined in Reference Data). Each day, the intermediate summaries (described in section 2.5.2.8.1) are added into the set of summaries for the appropriate Pay Period based on the Trading Date for which the transactions making up the summaries took place. Note that for some CTT numbers and HR SAP Groups (specifically Lottery transactions for franchised offices), the summaries will need to be added into an earlier Pay Period than others. This will be defined as part of the mapping Reference Data.

Any corrected Transactions (following Harvesting exceptions) also need to be added into the appropriate set of summaries based on their Trading Date.

Note that once a set of summaries has been sent to HR SAP, they will be marked as such and any attempt to add further data into those summaries should result in the data being included in the next period. This should only happen if a branch has been non-pollled for a significant period and so should be very rare.

2.5.2.9 Accept CAPO Data

The requirement for this has been removed and so the rest of this section has been deleted.

2.5.2.10 Generate HR SAP Info

This functionality will be done within the TPS Host system. [BT112]

This supports part of the Business Processes Deliver Data to External Systems.

Currently, Postmasters pay is calculated based on the work that they did 2 months ago other than for Lottery Transactions, where it is based on the work done in the previous month. In order to support this, data about transactions undertaken during a pay period are passed to HR SAP each month to support a run of the payroll system. An added complication is that for those branches where the contract is with a separate organisation (such as Tesco's) rather than an individual, the data has to be made available to HR SAP in a separate file for a separate payroll run.

POL are planning to simplify this such that all Postmasters / multiples will be paid based on the previous months trading data. However it is not yet agreed when this might happen, so we have designed the summarisation and file generation mechanisms to support the current interface.

The summarisation process (including any complexities associated with accounting for Lottery transactions "early") is described in section 2.5.2.8.3. This process is purely

concerned with the ability to generate the two separate files each month to contain the data for the relevant branches.

A single file generation process is required which will generate any file currently due, however a parameter will be required indicating (whether it is to produce the files for the “multiples” or for the bulk of the branches). The format of both files is defined in [HRSAPAIS1].

This parameter will also control which branches should be included in the selection of summarisation data. The identification of Branches into these two categories (or as not required for HR SAP) will be done through Reference Data.

There is no requirement to consider the case of a branch changing its categorisation during a month. In order to detect the situation where data comes from branches after the data has been sent to HR SAP, the process should mark all summaries that have been sent to HR SAP thus enabling the summarisation process to include them in the next period's summaries. All data should be sent even if a branch has been closed.

It is assumed that this doesn't give us a problem in terms of Reference Data having removed a closed branch. In particular the branch would be marked as 'Closed' rather than being physically removed.

2.5.2.11 Generate POL FS Info

There is no specific requirement on Fujitsu to make the changes in this area. This is because we have chosen to do this as it makes the overall system simpler.

This functionality will be done within the TPS Host system.

This supports part of the Business Processes Deliver Data to External Systems.

A set of files is required to be generated each night for passing to POL FS. The structure of the file is basically the same as for S60, however the detailed record formats have changed. Instead of building up the summaries at the counter and passing them straight through to the file generation function, the summarisation will now take place at the Data Centre. Some transactions (as defined in Ref Data) will still need to be passed through “un-summarised”. All records for a single Branch / Trading Day should have a net value of zero. This needs to be checked as part of the file generation process and exceptions should be raised if that isn't the case.

In order to support SLA Monitoring, information needs to be passed to the POA Data Warehouse defining which Subfiles have been delivered to POL FS and the number of Transactions associated with these sub-files. ~~The calculation of the number of transactions is already being made for the flow to MIS, and there is no need to re-calculate this.~~ Any differences (eg due to exceptions) can be ignored.

2.5.2.12 Transaction Correction

This functionality will be done within the TPS Host system.

This component takes the file produced each night by POL FS of Transaction Corrections and passes them on to the specified Branch. [BT113] The file is described in section 3.2.2.

This is a standard File Load and Distribute process very similar to that used for LFS Planned Orders and Replenishment Deliveries.

In addition to loading the data some mapping is required based on Reference Data (see section 3.5).

This mapping will be used to convert the Article and Instruction fields of the Transaction Correction into the corresponding Horizon Products. Checks are also done that the resulting Horizon Products can be transacted for the amounts specified in any of the Modes that are defined as part of the Transaction Correction.

In addition the Allowed Modes field needs to be mapped through to the list of actual modes that are allowed to simplify the branch processing.

Any failures from the above checks will result in the failing Transaction Correction being rejected, but the remaining ones being processed as normal. Failures in the File Header or Trailer will result in the entire file being rejected.

Note that some of these checks are not currently defined in [TCAIS], therefore a CR will need to be raised to update the AIS once the detailed design for this function has been done. This is covered in PSO_CR00264 (CP 3844)

2.5.2.13 POA Data Warehouse

There is no specific requirement on Fujitsu to make the changes in this area. However there are requirements for us to measure and monitor various SLA and this work is in support of this.

The POA Data Warehouse will need to be aware of all file deliveries that we need to monitor. Each interface needs to be considered separately in the following subsections:

- POL FS File Delivery (Outbound)
- MIS File Delivery (Outbound)
- CTS File Delivery (Outbound)
- FRTS File Delivery (Outbound)
- HR SAP File Delivery (Outbound)
- Transaction Corrections File Delivery (Inbound)

2.5.2.13.1 POL FS File Delivery

What is needed here is to report on how many transactions that were harvested into TPS and aggregated to create the individual sub-files that have been successfully passed to POL FS each day in time for loading.

In order to measure the delivery, TPS must provide the Data Warehouse with a file of records in the following format:

Field Name	Value	Description
File Id	Name of the file	
Source	TPS	The source of the SLA
Dest	PFS	The destination (ie: POL FS)
C_Date	The Creation date (EOD Date) of the sub-file	
D_Date	The delivery date/time of successful delivery of the sub-file	
Records	The number of originating transaction records that were aggregated to generate the sub-file	
FAD_Code	The FAD Code of the sub-file	

Table 27 – POL FS File Delivery Information

In order that this information can be compiled, TPS must record the number of individual transaction records that have been aggregated to create each sub-file. In addition, when TPS copies the file to POL FS, an acknowledgement record must be generated by TPS that confirms the date/time that each sub-file was delivered to POL FS. This record must be in the following format:

Field Name	Value	Description
C_Date	The Creation date (EOD Date) of the sub-file	
D_Date	The delivery date/time of successful delivery of the sub-file	
FAD_Code	The FAD Code of the sub-file	

Table 28 – POL FS File Acknowledgement Information

The Acknowledgement file will be loaded into TPS and joined with the data that has recorded the number of originating transactions in each sub-file and the resultant data will be written to the existing (TIP) MIS SLA file that is presented to the Data Warehouse.

The only changes to the Data Warehouse should be the addition of Meta Data that defines the new SOURCE and DEST along with the target SLA times to be measured for Days A through J.

2.5.2.13.2 MIS File Delivery

The MIS file delivery measurement will act in exactly the same manner as the existing TIP File delivery measurement. No changes to the mechanism are expected.

2.5.2.13.3 CTS File Delivery

It is assumed that the measurement of the delivery of CTS Files will record the delivery of the file rather than the delivery of the records within the file.

In order to measure the delivery, TPS must provide the Data Warehouse with a file of records in the following format:

Field Name	Value	Description
File Id	Name of the file	
Source	TPS	The source of the SLA
Dest	CTS	The destination (ie: CTS)
C_Date	The Creation date (EOD Date) of the file	
D_Date	The delivery date/time of successful delivery of the file	

Records	1	We are measuring the delivery of the file and therefore we can assume that it contained 1 record that was either successfully delivered today (100%) or not (0%)
FAD_Code	NULL	

Table 29 – CTS File Receipt Information

The only changes to the Data Warehouse should be the addition of Meta Data that defines the new METRIC and RECEIPT_DATE cut-off time along with the target SLA times to be measured for Days A through J.

The Data Warehouse will need to be updated to accept NULL FAD Codes.

2.5.2.13.4 FRTS File Delivery

It is assumed that the measurement of the delivery of FRTS Files will record the delivery of the file rather than the delivery of the records within the file.

In order to measure the delivery, TPS must provide the Data Warehouse with a file of records in the following format:

Field Name	Value	Description
File Id	Name of the file	
Source	TPS	The source of the SLA
Dest	FRTS	The destination (ie: FRTS)
C_Date	The Creation date (EOD Date) of the file	
D_Date	The delivery date/time of successful delivery of the file	
Records	1	We are measuring the delivery of the file and therefore we can assume that it contained 1 record that was either successfully delivered today (100%) or not (0%)
FAD_Code	NULL	

Table 30 – FRTS File Receipt Information

The only changes to the Data Warehouse should be the addition of Meta Data that defines the new METRIC and RECEIPT_DATE cut-off time along with the target SLA times to be measured for Days A through J.

The Data Warehouse will need to be updated to accept NULL FAD Codes.

2.5.2.13.5 HR SAP File Delivery

It is assumed that

- The data must be made available to HR SAP on a specific date/time of the month
- That there are 2 completely separate measures for each of the two files that must be delivered.
- That timely delivery of a file to HR SAP is sufficient to meet the SLA 100% even if the file does not contain content for all branches

The TPS System will send each of the files to the HR SAP system and the successful receipt of an acknowledgement from the remote FTMS Gateway will indicate the measure of successful delivery.

TPS will send the following information to the MIS system in the existing MIS SLA delivery file:

Field Name	Value	Description
File Id	The name of the file sent	
Source	TPS	The source of the SLA
Dest	HRS1 or HRS2	The destination (ie: HR SAP) HRS1 is the file delivered to support Braches held under a separate contract (eg: Tesco) HRS2 is the file delivered to support normal Braches
C_Date	00:00 'n' days before the target delivery date (where 'n' is defined by a TPS System parameter – currently expected to be 3)	
D_Date	The delivery date/time of successful delivery of the HR SAP File	
Records	The number of originating transaction records	This will always be '1' since we are measuring the file rather than the contents
FAD_Code	The FAD Code of the sub-file	NULL. FAD Code is not relevant

Table 31 – HR SAP File Delivery Information

New meta data will be required in the Data Warehouse that measures successful delivery as being within 72:00 hours + 21:30 hours of the C_date.

Note that should the TPS System Parameter controlling how early the file generation process is to be run be changed, then the Data Warehouse measure will need to be changed in line with it.

The Data Warehouse will need to be updated to accept NULL FAD Codes.

2.5.2.13.6 SAPADS to MIS File Delivery

The requirement for this has been removed and so the rest of this section has been deleted.

2.5.2.13.7 Transaction Corrections File Delivery

The existing mechanism for writing acknowledgement requests to the counter following the delivery of inbound data will be used to measure the delivery of Transaction Corrections. The acknowledgement agent will then harvest confirmation of receipt of the data into OMDB and this information will be transferred to the Data Warehouse where the performance will be reported. No changes are required to this existing mechanism.

The TPS system will present the following metrics to the Agent Loader process in order to facilitate the measurement:

Item	Description
Metric	This defines the type of data being loaded (ie: Transaction Corrections). The value for this will be 'T001'
Receipt_Date	This is the date/time that the data was made available to TPS.

Table 32 – Transaction Correction Metrics

The only changes to the Data Warehouse should be the addition of Meta Data that defines the new METRIC and RECEIPT_DATE cut-off time along with the target SLA times to be measured for Days A through J.

2.5.2.14 TPS Host

A number of changes are required here:

- Since the Transactions for dummy Settlement Products will now be harvested in order to support the POL FS Information flow, then it will be necessary to explicitly suppress this data on the flow to OPTIP. This is done in the same way as on the POL MIS flow (see section 2.5.2.7)
- The new events being harvested by the TPS Harvester (see Table 26 in section 2.5.2.4) must not be passed through to OPTIP. Therefore the process that generates the file for OPTIP needs to suppress those events should they be harvested.
- In order to support the new Transaction Modes introduced by Transaction Correction processing the check constraint "Transaction_Mode_Id in (1, 2, 3, 4, 5, 7, 8, 9, 10, 11, 12, 13, 14,15, 16, 17, 18, 19, 20, 21, 22, 23, 24, 25, 26, 27, 28)" will change to include new modes (29,30,31,32,33,34) to the list.

This change will affect all transaction tables and take place at Migration Point 10.

- In order to simplify TPS Host processing the following check constraints will be added (at Migration Point 10):
 - "TRADING_DATE" is not null

This change will affect all Transaction and Event tables.

- In order to reduce the number of TPS Harvester Exceptions, which will result in failures to deliver data to POL FS, a review is required of the constraints on the TPS Harvester Interface tables, thus allowing some Transactions that are currently handled as exceptions through to the main TPS system for processing.

It is proposed that the following constraints are removed at point 40 in the migration process (see also section 2.6):

- "BALANCE_PERIOD" is not null
- balance_period >= 0
- "CASH_ACCOUNT_PERIOD" is not null
- cash_account_period >= 0

This change will affect all Transaction tables.

SSC see the above constraints as the primary candidates for causing harvester exceptions. They also see missing Start Date for causing a small number of harvester exceptions in the past. But this check constraint must be kept as the Agents usually derive the missing value of Start Dates

It will not be possible to relax all constraints on the TPS Harvester interface tables, so this means that the Transaction Summarisation Function will need to be able to

handle such cases (see also section 2.5.2.8). Since the current failure rate is very low (about 1 per week), it is proposed that this change to the constraints is done as part of the switching of the interface from OPTIP to POL MIS thus avoiding the need to filter out such transactions from the flow to OPTIP.

This has the effect of potentially increasing the number of failures in transaction summarisation during the period when data is being sent to POL FS and to OPTIP, however given the expected frequency at which such problem occur, this should be OK operationally.

See also section 2.6.3.1.1

- TPS is involved in a number of reconciliation processes. In general, these should continue as they are [BT059]. Specifically:
 - The APS Transactions should be generated as at present for passing to the APS reconciliation system
 - The checks on the Branch Reconciliation Totals generated at EOD should continue

However the calculation of the “mini cash account” to reconcile against the Branch’s Cash Account summaries can be removed from the code. There is no longer a requirement to support this functionality during the early stages of Impact R3.

- Changes are required on the current interface of Bureau transactions to FRTS, since the control file includes summaries based on CAP.

The working assumption is that we should summarise by Margin Product and Transaction Mode Code (ie ignore CAP)

Note that the transactional data flow to the POA Data Warehouse remains unchanged. Similarly, the CTS file will continue to be delivered unchanged, though it will no longer be co-ordinated with the other OPTIP files.

2.6 MIGRATION CONSIDERATIONS

The requirements for migration require further work. This section has made a number of assumptions as to how it will work. Should these assumptions be incorrect, then CRs will be raised when a full migration design has been agreed.

There are a number of assumption in this section which are recorded in section 8.4

2.6.1 Migration Overview

Figure 1 is adapted from [CDBT] and shows a timeline for the different aspects of migration. This diagram has been expanded in [MIGSTGY] to include POL FS activities as well, however the simpler diagram is sufficient for this DP.

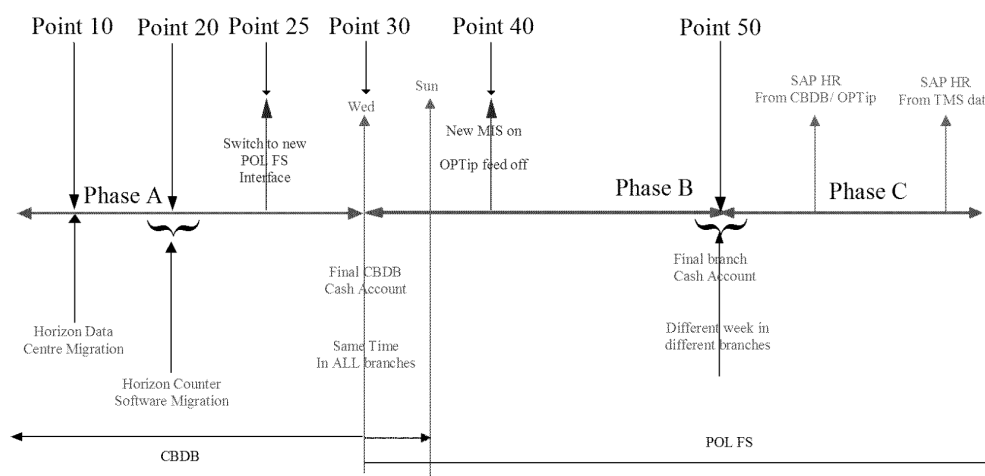


Figure 6 – Migration Timeline

Migration will occur over a period of time. The key migration points are:

- Data Centre Migration (Point 10)
- Counter Software Upgrade (Point 20)
- Switch to new POL FS Interface (Point 25)
- Running the Final Counter Cash Account for CBDB (Point 30)
- Switch of TMS feed of Transactions from OPTIP to MIS (Point 40)
- ~~Delayed Counter Software Upgrade (Point 45)~~
- Upgrade of Counter processes to operate Branch Trading Statement (Point 50)

[BT114]

These are described in more detail below.

2.6.1.1 Data Centre Migration

This will be the normal upgrade process that takes place over a single weekend. It will ensure that all the Data Centre Systems are able to support the new functionality, while also retaining support for the existing functionality, prior to it being switched off.

Once this migration has taken place, it will be possible to receive the additional Reference Data required to support the new functionality from NRDS and to distribute it as required.

It is expected that NRDS will have been upgraded prior to this point so that the new Reference Data can be prepared, thus enabling the new Reference Data to be distributed as soon as the Horizon Data Centre is migrated. However until this point the pre-S80 interface will be supported by NRDS in delivering Reference Data to Horizon.

2.6.1.2 Counter Software Upgrade

This will follow the normal pattern for a Software rollout and include some initial trial Branches to ensure that the process runs smoothly, prior to rolling the software out to the full estate. Some of the new functionality will become active as soon as the Branch is upgraded, while other functions will be controlled by a Soft Launch mechanism and so be activated at a later time.

2.6.1.3 Switch to new POL FS Interface

In order to support a possible pilot of POL FS for full Impact R3 functionality, then it is necessary to continue supporting the Impact R1 interface to POL FS until the pilot is complete. This allows TPS to support both flows in parallel. This delay in switching the interface also allows time for the new Summarisation Reference Data to be distributed from NRDS to Horizon.

Once the pilot is complete it is then necessary to switch to using the Impact R3 interface prior to the new data being generated.

This point is chosen so as to ensure that it occurs before any Branches are trading in the CAP following the CAP that triggers Point 30. It is Post Office Ltd's responsibility to ensure that no Branch is running too many CAPs ahead of where it should be. It is expected that setting this point 2 weeks before the scheduled Point 30 is sufficient to achieve this.

Should any Branch have rolled over into the CAP following Point 30 prior to this point, then the Opening Figures and initial transactions for that Branch are likely to be incorrect and will have to be manually corrected. It is Post Office Ltd's responsibility to make any such corrections in POL FS.

2.6.1.4 Running the Final Counter Cash Account for CBDB

It is a requirement of the POL FS designers that the switch over of the accounts from CBDB to POL FS occurs at a single point in time, which coincides with a POL Month End. [BT003] A specific Cash Account Week will be identified such that once that Cash Account has been produced, all subsequent transactions will be summarised and passed to POL FS. In addition a special migration flow of data will be required to pass the Closing Figures from that Cash Account through to POL FS as Opening Figures for the corresponding accounts.

POL will be required to ensure that all Branches generate this Cash Account on time. This will ensure that we have a clean cutover.

There will also be some minor changes to the menu structures, particularly under the Housekeeping menu at this point. Other than that, this should be invisible to Branch staff.

As far as the Data Centre is concerned, this is the point at which the new Impact Release 3 data is first sent to POL FS.

There may need to be an earlier pilot of a small number of branch's data to a test POL FS. Should such a pilot be supported, then there will need to be a period of a few days between

ending the pilot and switching to the new interface to POL FS. The design will only support such a pilot while we are passing Live Data to the Live POL FS using the Impact R1 interface.

We have only provided for supporting the pilot in our development costs. No operational or test support has been included since the migration strategy is not clear.

Assumption recorded in section 8.4

2.6.1.5 Switch of TMS feed of Transactions from OPTIP to MIS

Once all Cash Account data from the final cash account has been successfully passed to OPTIP, the Transactional flow to OPTIP can be discontinued and replaced by the new flow to MIS.

This should be invisible to Branch staff.

In addition there are various other changes to the Horizon Host systems to complete the migration process at this point.

This point also indicates that migration to POL FS is complete, so process used during the migration can be stopped at this point. From this point onwards, the Data Centre is operating the complete Impact R3 functionality.

2.6.1.6 ~~Delayed Counter Software Upgrade~~

~~Should the counter rollout be delayed, a number of changes are required to the migration strategy. The main one being that all functionality identified below as being activated at Point 20 will, in fact be activated at Point 45 instead. It also means that there will be no S80 functionality at the branch to support Point 30, and so this will need to be achieved as a Reference Data change on a given effective date (ie just after midnight on the day after Point 30).~~

~~This is not as good as what is proposed below with a "Rollover Triggered Soft Launch", and in particular may introduce problems for a Branch that doesn't complete its rollover until the Thursday morning since Error Notices and Suspense items will not be available. There may also be problems for any branches that rollover early and then use the Error Notice facilities in the new CAP on Wednesday evening, since these would need to be passed to POL FS!~~

~~The acceptability of this approach will need to be agreed with POL.~~

2.6.1.7 Upgrade of Counter processes to operate Branch Trading Statement

At some later time the branches need to switch to using the new processes. This can be done by different branches at different times, thus allowing a pilot to be supported. However the changes in process at any branch need to occur immediately after rolling over into a new Cash Account Period.

This will be achieved by introducing a new type of "Soft Launch" which will be triggered as part of the rollover process to a specified Cash Account Period. This is known as a "Rollover Triggered Soft Launch".

2.6.2 Mapping of Changes to Migration Points

Table 33 shows at which migration point each aspect of the functional changes described in section 2.5 will change. The points are described in section 2.6.1 above.

Section	Functional Change	Mig Point	Comment
2.5.1.1.1	Extending Transaction Retention	10 / 20	
2.5.1.1.2	Stock to be handled by Volume rather than by Value	50	
2.5.1.1.3	Merging of Value and Non-Value Stock	N/A	See section 2.6.3.2.3
2.5.1.1.4	Changes to Suspense Products	30- and 50	Also Error Notices and Vouchers are to be disabled at this point There are also some new Housekeeping functions to be introduced at the same time. However, Local Suspense is not introduced until Point 50.
2.5.1.1.5	Change APS to use EPOSS Core	20	
2.5.1.1.6	Settlement Transactions	10 - 25	This is a ref data change and so needs to happen at a fixed time. It should be OK to do this at any time between 10 and 25 and shouldn't require the counter to be at S80.
2.5.1.1.7	Reversal Control	20	
2.5.1.2.1	Changes to Cash Declarations	20	
2.5.1.2.2	Reporting of Cash Variances	20	
2.5.1.2.3	Processing of Cash Variances	20	
2.5.1.2.4	Stock Declarations and Variances	50	
2.5.1.2.5	Non-Value Stock Declarations	50	This is removing functionality
2.5.1.3.1	Remuneration Reporting	20	
2.5.1.3.2	Office Snapshot Report	50	
2.5.1.3.3	Suspense Account Report	20	
2.5.1.3.4	Counter Weekly Redeemed Savings Stamps Report	50	
2.5.1.3.5	APS Transactions Report	20	
2.5.1.3.6	Event Log	20	Though some new events will not be generated until point 50
2.5.1.3.7	Other reports affected by changes to Stock Processing	50	
2.5.1.3.8	Reprints of Reports	50	
2.5.1.3.9	Reports proposed to be removed	50	Some may go at 20
2.5.1.3.10	Weekly Reports	50	May be able to do it at 20
2.5.1.3.11	Inclusion of Week Numbers in Reports	30	
2.5.1.4.1	Changes to Rollover processing	50	
2.5.1.4.2	Branch Trading Reports	50	
2.5.1.4.3	Remove Extended CAPs	20	
2.5.1.5.1	Removal of LFS Weekly Stock Reporting functions	10 - 30	This is a ref data change and so needs to happen at a fixed time. It should be OK to do this at any time between 10 and 30 and shouldn't require the counter to be at S80.
2.5.1.5.2	POL FS Summarisation at Counter	N/A	No Change required
2.5.1.5.3	Maintenance of Office Variances Persistent Object	20	

2.5.1.5.4	LFS EOD functionality changes to handle changes in Cash Declarations	N/A	No Change required
2.5.1.5.5	Simplification of EPOSS Reconciliation	Post 40	This functionality can be removed by End-Dating the Reference Data that invokes this function through CAS and introducing the Reference Data to invoke the replacement function at the same time at any time between points 40 and 50
2.5.1.5.6	Protection against lost data	20	
2.5.1.6.1	Logon Checks: ONCH run for "yesterday"	20	
2.5.1.6.2	Logon Checks: Stock Unit in correct Trading Period	50	
2.5.1.6.3	Logon Checks: Outstanding Transaction Corrections	50	
2.5.1.6.4	Protection against Data Loss	20	
2.5.1.7	Process Transaction Correction	50	This has to occur at point 50 otherwise it will be expensive to make the changes to support TCs on a CAP report Assume this is OK
2.5.1.7.3	Reporting on Transaction Corrections	50	Can't introduce this before Transaction Corrections are supported.
2.5.1.8	MIMAN	20	
2.5.1.9	Removal of Training Mode	10 - 20	This is a ref data change and so needs to happen at a fixed time. It should be OK to do this at any time between 10 and 20 and must be done before the counter is upgraded to S80.
2.5.2.1	RDMC	10	
2.5.2.2	LFS	10	Now that the change is being managed by the LFS Harvester, this can be done at Point 10.
2.5.2.4	TPS Harvesting	10	
2.5.2.5	DRS Host	40	Changes to the DRS workstation may need to be delayed. Assumption is that this can be done at the same time.
2.5.2.6	APS Host	N/A	No changes
2.5.2.7	Generate MIS Info	40	
2.5.2.8	Transaction Summarisation	25	This needs to be delayed until point 25, to allow time for the Reference data to be distributed from NRDS. Note that if a pilot is to be supported, then this will need to be started earlier.
2.5.2.10	Generate HR SAP Info	25	
2.5.2.11	Generate POL FS Info	25	
2.5.2.12	Transaction Correction	25	
2.5.2.13	POA Data Warehouse	10	
2.5.2.14	TPS Host	10 and 40	The main changes take place at point 10, however some of the changes to the constraints on the Harvester Interface tables should be left until point 40.
Chapter 4	FTMS Services	10	All of these should be configured at Point 10. The move to them should be soft via changes to TPS environment variables.

Table 33 – Migration of Functions

2.6.3 Specific Migration Developments

This section has been restructured and so no attempt has been made to explicitly mark deletions. New text is marked where possible.

As can be seen from Table 33, a number of migration activities need to take place other than as part of the normal Software introduction changes.

These are:

- Data Centre Changes
 - Switch on Transaction Correction Feed
 - Switch the POL FS Feed from Impact Release 1 to Impact Release 3 interface and generate Opening Balances where required
 - Switch of TMS feed of Transactions from OPTIP to MIS
 - Generate HR SAP Info
- Counter Changes
 - Process the final cash account for CBDB
 - Upgrade of Counter processes to operate Branch Trading Statement
 - Merging of Non-Value and Value Stock
 - Support of nRDS supported Settlement Products
 - Support for Quiescent Rollover
 - MiMAN change
 - Reprinting Reports

These are described further below.

2.6.3.1 Data Centre Changes

The simplest way to describe the specific migration considerations is to go through the Migration Points in turn.

2.6.3.1.1 Point 10

At this point all new Data Centre processes are delivered and a Maestro scheduled is produced that will run all the relevant process. However some processes will be designed such that they will test a TPS System Variables to decide at which point in the migration process the system is and where appropriate exit without doing any further processing. This approach avoids the need to provide and test a number of different Maestro schedules during the migration period.

2.6.3.1.2 Support of a POL FS Pilot

We are required to support a pilot of the migration to POL FS.

CP 3870 has been raised to capture the costs for achieving a Cut-over Rehearsal. The proposed approach is as follows:

- The Live Maestro schedule is changed to take an export of key TPS Host tables each night from Point 10 to Point 40.
- On 4 consecutive nights these exports are take from the TPS Host and copied to exchangeable media
- The media is transported to FEL01
- The data is loaded onto the V&I Test TPS Host (one day at a time)
- The POL FS interface files are produced and written to exchangeable media
- The media is transported to Wigan
- The Data is loaded onto a test instance of POL FS

No formal request has been received from Post Office Ltd for such a Rehearsal, so it is outside the scope of this version of the DP.

Should such a pilot be required, then it will need to operate as follows:

The following is an initial outline, however nothing further will be done until precise requirements for a Pilot are defined.

- During the Pilot the existing S60 data flow to POL FS will continue as normal
- In addition, the Initial Summarisation process and POL FS Summarisation processes (described in sections 2.5.2.8.1 and 2.5.2.8.2) will be activated, together with the POL FS migration processes described in section 2.6.3.1.3 to provide the psuedo-S60 and Opening Figures flows to POL FS.

The Maestro schedule will ensure that the Live POL FS feed is processed first, and changes will be made to ensure that the outputs for the pilot are delivered to special "Pilot directories".

The TPS System Parameter that defines the Point 30 CAP will be set to the "Pilot-Point 30 CAP"

- Other tasks that are due for activation at Point 25 will not be run, thus ensuring that there is no data being produced for HR SAP
- Once the pilot is complete, then any persistent data generated in POL FS as part of the pilot needs to be cleared out and the various TPS System Parameters reset to the correct values.

2.6.3.1.3 Point 25

This is the point where a lot of the new functionality starts to become active.

Specifically:

- Transaction Correction Processing is activated

However it is unlikely that any Transaction Correction files will be received until some time later. Any alerting produced as a result of Transaction Correction Files not being received need to be suppressed / ignored at this point.

- The interface to POL FS is switched from the Impact Release 1 interface to the Release 3 interface.
- Transaction Summarisation within TPS starts at this point. However in order to support the migration requirements, the Initial Summarisation (described in section 2.5.2.8.1) will produce separate summaries for each CAP within a Branch and Trading Date.
- The normal Summarisation processes for POL FS and HR SAP (described in sections 2.5.2.8.2 and 2.5.2.8.3 will restrict themselves to those initial summaries where the CAP is greater than that defined as triggering Point 30, or as being NULL (indicating that the branch has passed Point 50)

Due to still having the full TPS Harvester constraints until migration point 40, there will be an increased likelihood of Summarisation failures during this early period.

Assumed to be acceptable.

- From this point onwards, HR SAP summarisation and File generation can operate in “final form”.
- A separate POL FS Summarisation Process is provided that will summarise all Cash and near-cash data from the Initial Summaries which have a CAP of less than or equal to the CAP that triggers Point 30 and generate an appropriate balancing transaction, thus ensuring that the Impact Release one subset of data continues to be passed to POL FS at this time. In order to support this a special set of “S60 mappings” will be defined as standing data within POL FS. This mapping will be based on [POLFSMAP].
- In order to provide Opening Figures for POL FS, a further process is provided that will take details from the Cash Account produced at the end of the CAP that triggers Point 30 and generate the Opening Figures for all Stock, Suspense and Discrepancy products other than those such as Cash and Cheques which are already known to POL FS from Impact Release 1.
- Since CBDB is not concerned with any Cash Accounts beyond Point 30, the TPS function that passes Cash Accounts through to OPTIP will suppress any Cash Accounts for a CAP greater than Point 30. This is necessary since Point 40 is likely to be over a week after Point 30.

2.6.3.1.4 Point 40

This is the point where a migration from CBDB to POL FS can be considered to be complete from a Horizon Perspective.

Specifically:

- The migration process for POL FS (described above) can be withdrawn
- Switch of TMS feed of Transactions from OPTIP to MIS

2.6.3.2 Counter Changes

2.6.3.2.1 Process the final cash account for CBDB

In general this phase should have minimal impact on the branch processes. However there are some changes required to the menu structures at this point. These changes will be triggered by a new type of Soft Launch which is invoked as a result of the Stock Unit or Branch rolling over into a specified CAP number defined in the Soft Launch Reference Data.

This CAP will be flagged as requiring a Rollover Triggered Soft Launch (see section 2.6.3.2.5). This will ensure that the soft launch functionality is triggered correctly.

It is expected that the same CAP will trigger this change across the full estate.

The changes that need to happen at this point are:

- The report changes to include a week number (see section) will take effect at this point. [PSO_CR00271 3888]
- ~~The Permissions should be changed on the Housekeeping menu to restrict access to Managers / Supervisors etc.~~

~~Since this is a global Reference Data change and it would be simplest to do this at a fixed time across the estate. Therefore, a date will be chosen when most branches have moved to S80, but prior to point 30. NB it shouldn't matter if there are still some branches on S75.~~

Provided branch staff are expecting this then there should be no problem, since it is anticipated that only Managers / Supervisors should be attempting to use this functionality anyway.
Assumed OK.

- ~~The existing Error Notice, Cash Shortage / Surplus and Vouchers buttons should be removed from the Housekeeping Menus since these functions are no longer to be used.~~

~~Note that any amounts held in Suspense Accounts that are removed at this point will remain in Suspense until Transaction Corrections are introduced at Point 50, and POL FS generate an appropriate Transaction Correction to clear the Suspense item.~~

- ~~Buttons to support the new "local write off" products should become available on the Housekeeping Menu (see section 9.3)~~

2.6.3.2.2 Upgrade of Counter processes to operate Branch Trading Statement

This is where the main changes occur at the Branch. Again it is triggered by a Soft launch product linked to a given CAP. It is expected that in this case, different branches will migrate at different CAPs.

The process is expected to operate as follows:

- Each Stock Unit will rollover into a new "CAP" following the pre-S80 processes.

As part of this rollover a new flag needs to be included in the Stock Unit Persistent Object to indicate that this Stock Unit is now operating in *Branch Trading Period* mode rather than *Cash Account* mode. This flag is needed so that other processes such as the TPS Harvester can tell in which mode this Stock unit is operating.

This CAP will be flagged as requiring a Rollover Triggered Soft Launch (see section 2.6.3.2.5). This will ensure that the soft launch functionality is triggered correctly.

- When all Stock Units have rolled over in this way (including inactive Stock Units), the Office can then be rolled over into the new CAP and produce the final Cash Account Report.
- From this point onwards, all reports will be in their new format and any functionality identified as “Point 50” in Table 33 will be made available. In particular the buttons used to invoke the non-value stock functions will be removed.

2.6.3.2.3 Merging of Non-Value and Value Stock

This can be seen as a product introduction / change process. It is not expected that any changes in functionality are required, however there will be changes to Reference Data. Further analysis may be required on a product by product basis to sort out the exact consequences.

This should be handled as an OBC change once all branches are operating on the new processes. Any changes other than those handled through the normal OBC process are currently out of scope. [BT055]

This is discussed in section 2.5.1.1.3 and there are some outstanding issues to be resolved before I can consider this further.

Assumed out of scope.

2.6.3.2.4 Support of nRDS supported Settlement Products

There is probably no migration development required here as such, however there is a need to identify exactly how this migration is to take place.

The current state is that we have Type C Reference Data that defines the current Settlement Products with appropriate Product Mappings. We also have Product Mode Reference Data that identifies the Settlement Products.

~~Moving to Type A Reference data may give us problems in that the existing Type C Reference Data will be using a particular suffix, and we need to ensure that the new Type A Reference Data will use an appropriate suffix and not clash and we have a mechanism to end date the old Reference data and start date the new reference Data smoothly. There should be no need to co-ordinate this in terms of CAPs since both products should have identical mappings and so will be treated identically. In particular this change can take place while the counter is still at S75 (and in fact the migration is simplest if this is the case).~~

2.1.1.1.5 Support for Rollover Triggered Soft Launch

A new technique is introduced, that of a *Rollover Triggered Soft Launch*. What this means is that once a Stock Unit has rolled over into a specified CAP, the soft launch mechanism is invoked so as to update the Horizon Menus to reflect the changes that are required at that point.

It is proposed that this will operate as follows:

- The CAP for which this rollover is to apply is defined in Reference Data using the standard Soft Launch control mechanisms.
- Whenever a Stock Unit completes a CAP rollover or a user logs in or is attached to a different Stock Unit, the Soft Launch mechanism is invoked to ensure that the correct Horizon Menus are displayed according to whether the Stock Unit is operating before or after the “target CAP”.

Full details how this is achieved are described in [MIGOVW].

Note that if there are multiple Soft Launch products for Point 50, only the earliest CAP will be used and the others will be ignored.

2.1.1.1.6 MiMAN change

Although the changed way of operating MiMAN will take effect from Point 20, there is one significant impact on Migration. MiMAN will need to decide whether the branch is to initially operate in Cash Account or Branch Trading Mode when it first initialises the branch.

The way in which this is done is as follows:

- Check to see if there is a cash account calendar present in Reference Data. If there isn't then we must be in a later year and so should operate in Branch Trading Mode
- Check to see if there is an active Point 50 Soft Launch product for this branch. If not we should operate in Cash Account Mode.
- If there is check the CAP associated with that Soft Launch product and decide if the dates for that CAP in the CAP calendar are before or after “today”. If the CAP is in the future, then we should operate in Cash Account Mode, otherwise we should operate in Branch Trading Mode.

2.1.1.1.7 Reprinting Reports

Report reprinting is fully covered by section 2.5.1.3.8.

Chapter 3 - Data Model

3.1 GENERAL

Figure 1 shows the interfaces between Horizon and other components involved in Impact Release 3 and the breakdowns in Figure 2 to Figure 5 show the interfaces between the components of Horizon. Figure 5 also shows some data stores. These Interfaces and Data stores represent the Data Model. They can be divided into External interfaces, Internal interfaces and Data Stores:

- External Interfaces

These are described in section 3.2

- Reference Data (section 3.2.1)
- Client Access (out of scope)
- Bank Statements (out of scope)
- Transaction Corrections (section 3.2.2)
- SAP ADS Transactions and Summaries (out of scope)
- Ledger Entry Information (section 3.2.4)
- TMS Info from Clients (out of scope)
- Remuneration Information (section 3.2.6)
- Management Info (section 3.2.7)
- CTS File (section 3.2.8)

- Internal Interfaces

These are described in section 3.3

- RDMC to Branch: Reference Data (interface unchanged – see section 3.5 for details of content changes)
- RDMC to TMS: Reference Data (interface unchanged – see section 3.5 for details of content changes)
- Branch to TMS: Transactions (section 3.3.1)
- TMS to Branch: Transaction Corrections (section 3.3.2)
- Within Branch: Transactions (section 3.3.3)

- Data Stores

- ~~Summary Store (section)~~
- ~~Variance Persistent Objects (section)~~

- Stock Unit Summary for Branch Trading Report (section 3.4.1)

Finally section 3.5 describes the dependencies on Reference Data.

3.2 EXTERNAL INTERFACES

3.2.1 Reference Data

Changes will be required to [RDSAIS] to include the changes to Reference Data described in section 3.5.

3.2.2 Transaction Corrections

This is a new data flow from POL FS to Horizon giving details of Error Notices that are to be distributed to the branches to be actioned.

The interface will be an overnight file from POL FS containing all the Error Notices to be distributed for that day. Feedback will be provided to POL FS via transactions in the normal *Ledger Entry Information* flow (see section 3.2.4).

The interface is formally defined in [TCAIS].

3.2.3 SAP ADS Transactions and Summaries

POL have dropped the requirement for this, so remainder of section has been deleted without being marked as such.

3.2.4 Ledger Entry Information

This is primarily an expansion of the summarised financial information being passed to POL FS at R1 to cover all Horizon products rather than just cash and near cash products. However the details format of the data has changed.

The interface is formally defined in the AIS [POLFSAIS].

3.2.5 TMS Info from Clients

POL have dropped the requirement for this, so remainder of section has been deleted without being marked as such.

3.2.6 Remuneration Information

This is the interface to HR SAP and is formally defined in [HRSAPAIS1] which is based on [HRSAPAIS].

At the time this DP was originally produced, [HRSAPAIS1] was not available and so a number of assumptions were made about the interface (documented below). Now that [HRSAPAIS1] has been produced, they have all been confirmed as correct:

- That data will be provided one or two months in arrears as specified in the summarisation Reference Data.

- Two separate interfaces will be used:
 - An initial feed for “multiples” (about 250 branches)
 - A full feed for other sub-post offices (about 16,000 branches)

Reference Data will be used to identify in which feed the data for a branch is to be included. Note that some branches (Directly Managed Branches) are not included in either feed.
- There is no requirement to migrate a branch from one feed to the other.
- That any migration to the target situation of data being passed across as a single feed, 1 month in arrears is out of scope of Impact S80 and will be handled by a separate CR, though the design should take into account the fact that this is likely to be required in future.
- It is assumed that a Calendar will be provided via Reference Data defining the cut-off dates for summarisation and also the dates at which files will be sent to HR SAP.
- It is assumed that the mapping of products to CTTs will be provided by Reference Data. This mapping will also indicate whether the summary is to be passed to HR SAP one or two months in arrears.
- It is assumed that it is acceptable to use the Reference Data currently available at the Data Centre at the time the Transaction is harvested for the Summarisation and that there is no requirement to maintain historical mapping data associated with the time that the transaction was actually carried out should that be differed (eg following non-polling)
- It is assumed that not all transactions will be mapped to a CTT, and so no checking is required regarding transactions that are not mapped to any CTT number as part of the summarisation process.

3.2.7 Management Info

The starting point for this is the current OPTIP AIS and is formally defined in [TIP AIS]. A new AIS has been produced defining this interface [MISAIS].

The following summarises the main changes from [TIP AIS] to [MISAIS]:

- Changes due to removal of the Cash Account

The CAP and BP fields will be removed ~~retained, however the values will be null once the branch has moved from Cash Account to Trading Period (point 50 in the migration—see section 2.6).~~
- Additional Transactional Information

There are a number of the more recent “specialised” transactions where all that is passed to OPTIP is the basic EPOSS Transactional Data. Sections B5 and B6 of [MISAIS] define the additional data required.

It has also been agreed that the Quantity field can be extended to accommodate Bureau Quantities rather than having to hold it as an additional field.

- Additional Event Information

Section B7.2 of [MISAIS] identifies some additional events that are to be passed through to MIS. This is also defined in Table 26.

- Rules for Signs

All Transactions are now to be passed to POL MIS with the signs used on the Horizon Counter rather than as predominantly positive (which is how it is specified in [TIP AIS]). [PSO_CR00272 3843]

- Record Identifiers changes

Record Identifiers have been changed to reflect the Additional Transactional Information provided. [PSO_CR00272 3843]

3.2.8 CTS Files

The starting point for this is the current OPTIP AIS and is formally defined in [TIP AIS]. A new AIS has been produced defining this interface [CTSAIS].

The CTS file is currently delivered as part of the current OPTIP set of files as a separate file. The file itself will remain unchanged.

3.3 INTERNAL INTERFACES

3.3.1 Branch to TMS: Transactions

This is the current flow of data to the TPS Harvester.

It may need some minor changes.

3.3.2 TMS to Branch: Transaction Corrections

This is a new data flow.

There are two aspects to this:

- The Oracle table structure used in TPS to make the Transaction Corrections available to the Agent

This is documented in [TPSOTHER]

- The Attribute Grammar format used to hold the Transaction Correction in Riposte

This is documented in [CTRDEC]

Low level detail removed without marking.

3.3.3 Within Branch: Transactions

This is the current recording of EPOSS Transactions.

3.4 DATA STORES

This is fully described in the various High Level Design documents.

3.4.1 ~~Stock Unit Summary for Branch Trading Report~~

~~Following a Stock Unit Rollover, a Persistent Object needs to be written containing Summary Information from the Balance Report to support the Branch Trading Statement. This will be held in a Persistent Object in a Collection called "SUSummary" with an ObjectName of "SS" (where SS is the Stock Unit Name).~~

The Data to be included is:

- ~~Carried Forward Figures for:~~

- ☐ ~~Cash~~
- ☐ ~~Other MOP~~
- ☐ ~~Other Stamps~~
- ☐ ~~ForEx~~

~~Also need Brought Forward Figures, but presumably they can be obtained by picking the Carried Forward figures up from the previous Trading Period Rollover.~~

- ~~Total for Trading Period of:~~

- ☐ ~~Receipts value Total (excluding the following 6 items)~~
- ☐ ~~Remittance In (Cash) Total~~
- ☐ ~~Remittance In (Other Stamps) Total~~
- ☐ ~~Remittance In (ForEx) Total~~
- ☐ ~~Transfers In from Suspense~~
- ☐ ~~Transfers In from other SUs~~
- ☐ ~~Transfers In from Local Suspense~~
- ☐ ~~Payments value Total (excluding the following 6 items)~~
- ☐ ~~Remittances Out (Cash) Total~~
- ☐ ~~Remittance Out (Other Stamps) Total~~
- ☐ ~~Remittance Out (ForEx) Total~~
- ☐ ~~Transfers Out to Suspense~~
- ☐ ~~Transfers Out to other SUs~~
- ☐ ~~Transfers Out to Local Suspense~~
- ☐ ~~Transaction Corrections Accepted~~

~~This isn't currently part of the Balance Report, but is part of the BTS.~~

- ☐ ~~Nett Cash Adjustment~~

3.5 REFERENCE DATA CHANGES

The following identifies the areas in which Reference Data will need to change. The details will be covered in [RDMCHLD].

- ~~Support of "Stock by Value"~~

- Tertiary Mappings

Note that the opportunity has been taken to allow Tertiary Mappings and also Primary Mappings to be provided from NRDS through the Type A Reference data interface.

- Include “Settlement Products” as part of normal Type A Ref Data.
- Inclusion of optional “loss price” on Product Reference Data for stock products.
- Ref Data to support Summarisation for POL FS and also mapping Articles to Products for TCs
- Ref Data to support Summarisation for HR SAP including list of relevant branches and identification of CTT number to be used for CAPO data.

Reference Data will define the mappings from Horizon Products to CTT numbers and also whether Value or Volume (either sum of Quantity or Number of Transactions) or both are required.

- Various Calendars
 - Branch Trading Periods and allocation of branches to their calendar
 - HR SAP Periods
 - HR SAP Delivery dates
- Introduce Local Suspense Account Product
- Introduce a number of new Modes
- RDS to provide mapping info as Type A Ref Data
- Soft Launch Reference Data, and in particular the ability to link a soft launch to a given CAP.
- The Training Mode button will need to be removed from the Desktop [PSO_CR00280 3842].

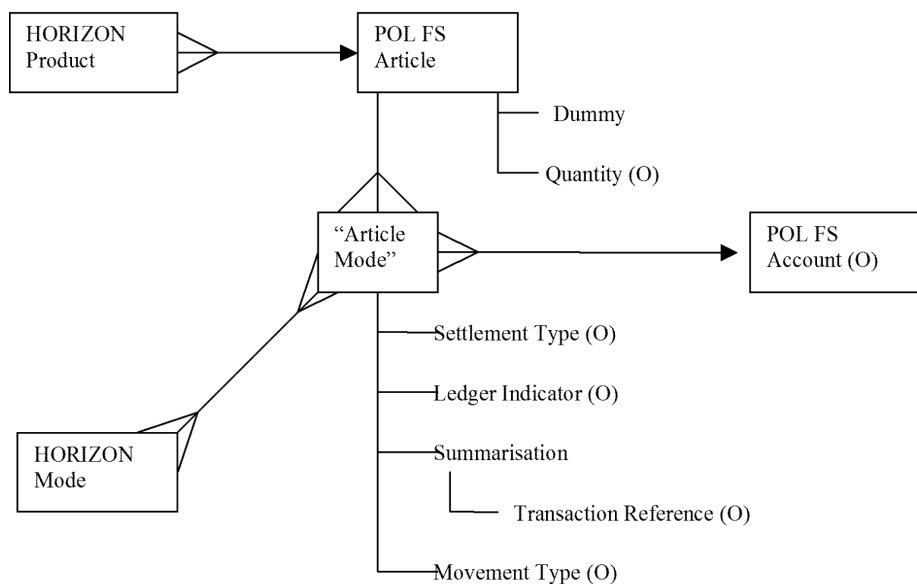


Figure 7 – Ref Data Model for Articles

Chapter 4 - Environmental Constraints

4.1 GENERAL

The Impact Programme is primarily concerned with application changes and there are no significant Infrastructure changes other than in terms of new / changed technical interfaces to other systems. This chapter is concerned with describing these Technical (as opposed to Application) Interface changes.

Information is also included about the operational schedule, SLAs and Volumes associated with the interfaces, which although included in the AISs is more relevant to this part of the document.

There are a number of aspects to this:

- Technical Interface from NRDS
- Technical Interfaces to and from POL FS
- Technical Interface to HR SAP
- Technical Interface to MIS
- Technical Interface to CTS

These are described further in the following subsections.

Since all of these interfaces are bulk file transmissions and most are from the Horizon Data Centre to Huthwaite, then they will be formally defined in an update to [POLTIS].

Assume this is the only TIS needed.

Assumption recorded in section 8.4

4.2 TECHNICAL INTERFACE FROM SAP ADS

POL have dropped the requirement for this, so remainder of section has been deleted without being marked as such.

4.3 TECHNICAL INTERFACE FROM NRDS

The existing technical interface will remain unchanged.

4.4 TECHNICAL INTERFACES TO AND FROM POL FS

The technical interface that was introduced as part of Impact Release 1 will remain unchanged.

However the volume of data will be increased significantly (since now all transactions are summarised rather than just cash and near-cash movements) and there is a need to measure delivery times to support SLA measurement (see section 5.5).

- These files need to be audited on despatch and receipt

This interface is no a fully two way interface in that it also needs to support the flow of Transaction Corrections from POL FS to Horizon. The receipt of Transaction Correction files needs to be monitored as follows:

- At least one file should be received every night Monday through to Saturday.
- More than one file may be received on any day and also a file may be received on a Sunday night
- Should a file not be received when expected, then an alert needs to be raised so that this can be investigated on the morning of the next working day. This alert will be raised using the mechanism introduced for monitoring POL FS Error Files at S60 in CP 3775. (Ie a message is written to the local application log which is picked up by Systems Management and an Event is presented to SMC to process according to KELs. A KEL would be provided to ensure that such an event resulted in a call being raised on SSC to process on the next working day.) [PSO_CR00276 3843]

4.5 TECHNICAL INTERFACE FROM EDS

POL have dropped the requirement for this, so remainder of section has been deleted without being marked as such.

4.6 TECHNICAL INTERFACE TO HR SAP

This is a new interface.

It is assumed that we will send this file to the remote FTMS Server at Huthwaite.

The following assumptions are made:

- Approx Monthly File Size
0.9mb for the first interface (company franchises) and 30mb for the main interface
- Proposed Operational Schedule
Each month there will be two separate “pay runs”:
 - At the beginning of the month to cover the “multiples”
 - At the middle of the month to cover the bulk of the branches

Each “pay run” will take place over a weekend. The exact dates for these pay runs and the range of Trading Days to be included in each pay run will be defined in a Reference Data Calendar (see section 3.5). Data delivery should be by 21.30 on the Friday preceding the pay run. Data must not be delivered more than a week before hand. Therefore, to provide operational flexibility and opportunity to sort out any unexpected problems it is proposed that the file is generated and sent a configurable number of days before the required delivery date. This will initially be set to 3 days beforehand (ie Tuesday).

For simplicity, this task will be scheduled to be invoked each day, and the first check that is made is whether there is anything to be run. If not it will exit with a response indicating that there was no work to do, thus allowing Maestro to by-pass the remaining work associated with delivering the file.

- See section 5.5 for SLA requirements.
- These files need to be audited on despatch

4.7 TECHNICAL INTERFACE TO MIS

This is a new interface, however it is effectively the equivalent of the current OPTIP Interface as defined in [POLTIS].

These files will be sent to the remote FTMS Server at Huthwaite.

At the time this DP was originally produced, [MISAIS] was not available and so a number of assumptions were made about the interface (documented below). Now that [MISAIS] has been produced, they have all been confirmed as correct:

- Approx Daily File Size is assumed to be the same as for [TIP AIS].
- Proposed Operational Schedule

These will be passed as soon as they are available and should be with MIS at a similar time to them being passed to OPTIP now (normally before midnight)

- See section 5.5 for SLA requirements
- These files need to be audited on despatch

4.8 TECHNICAL INTERFACE TO CTS

This is a new interface, however it is effectively the equivalent of the current OPTIP Interface as defined in [POLTIS].

It is assumed that we will send this file to the remote FTMS Server at Huthwaite.

At the time this DP was originally produced, [CTSAIS] was not available and so a number of assumptions were made about the interface (documented below). Now that [CTSAIS] has been produced, they have all been confirmed as correct:

- Approx Daily File Size: Assumed to be the same as for [TIP AIS].

Fujitsu
Services

IMPACT Release 3 Design Proposal

Ref.: EA/DPR/004

Version 2.0

:

Date: 20/12/2004

COMMERCIAL IN CONFIDENCE

- Proposed Operational Schedule
This will continue to be passed across as soon as it is available (usually before midnight).
- There are no SLAs associated with this interface
- These files need to be audited on despatch

Chapter 5 - Non-Functional Requirements

5.1 GENERAL

These can be broken down into a number of areas:

- Availability
- Usability
- Volumetrics
- Service Level Objectives
- Security

These are discussed in the following sections.

5.2 AVAILABILITY

None of the changes proposed will impact on the current systems availability and any changes should be made in line with current practice, thus ensuring that systems availability is not impacted.

5.2.1 Resilience

No special considerations are required for Resilience. Existing mechanisms within the Host systems and agents will provide the necessary Resilience.

5.3 USABILITY

The changed counter processes will conform to the existing systems and any text displayed to the clerk must be agreed with Post Office Ltd.

5.4 VOLUMETRICS

Volumetrics will be described in the relevant AISs. [VOLS] will be updated to include the volumes associated with the new interfaces.

A key change here is the increased data retention period at the counter and the Correspondence Server.

5.5 SERVICE LEVEL OBJECTIVES

There are a number of aspects to SLAs:

- New / Changed SLAs

- SLAs being removed
- Unchanged SLAs
- Migration Implications

These are discussed in the following sections.

5.5.1 SLA Changes

This section has now been updated to match Attachment 3 to [CT].

Section 11.3 of [CDBT] says the following about Service levels:

- LFS – remains unchanged
- TMS - POL-FS – to be consistent with that being developed for S60
- Transaction Correction – to be like Planned Orders – 95% by 08.00 and 100% by 24.00 – both Day A
- TMS – MIS (SAP ADS data) – by 05.00

Note that this data flow has been withdrawn as a result of [CDBTCR1] and so no SLT is required.

- TMS – MIS (Horizon data) – by 03.00
- TMS – HRSAP 100% by 21.30 on Friday preceding weekend of pay run
- TMS (CTS file) – no SLA

Each of these statements is discussed separately in the following subsections.

In addition we will monitor the delivery of files to FRTS for completeness.

5.5.1.1 LFS

Stated Requirement: remains unchanged.

Proposal: There are no changes to the LFS interfaces (other than the removal of the weekly Stock on hand files – see section 5.5.2), so no changes are needed here.

5.5.1.2 TMS - POL-FS

Stated Requirement: to be consistent with that being developed for S60.

For S60 there is no SLA on this interface and no measures are in place.

[CDPOLFS], however, says that the requirement is for Horizon to deliver the files to POL FS by 03:00. Post Office Ltd has indicated that this should be taken as the SLA.

Proposal: The Service Level Target to be:

- 96% of Transactions to be delivered to POL FS by 03:00 on Day B
- 97% of Transactions to be delivered to POL FS by 03:00 on Day C
- 98% of Transactions to be delivered to POL FS by 03:00 on Day D
- 100% of Transactions to be delivered to POL FS by 03:00 on Day J

LDT is the same as SLT and ARL is 98% of Transactions to be delivered to POL FS by 03:00 on Day D.

Remedies to be consistent with Data File delivery to TIP (as set out in Schedule 15, Annex 2, Paragraph 2.2.4)

5.5.1.3 Transaction Correction

Stated Requirement: to be like Planned Orders – 95% by 08.00 and 100% by 24.00 – both Day A.

This SLT appears to have been based on the previous version of the Horizon agreement whereas, the current SLT for Planned Orders reads:

Provided data delivered by 06:00 from SAP ADS:

- 90% by 08:00 on Day A
- 96% by 12:00 (noon) on Day A

There is no LDT and ARL is 95% by 12:00 (noon) on Day A.

The requirement as stated is self-contradictory.

Proposal: Fujitsu will support a contractual SLT similar to that for Planned Orders and Remedies to be consistent with LFS Remedies (as set out in Schedule 15, Annex 2, Paragraph 2.4.5.3), rather than that stated in the CD.

5.5.1.4 TMS – MIS (SAP ADS data)

POL have dropped the requirement for this, so remainder of section has been deleted without being marked as such.

5.5.1.5 TMS – MIS (Horizon data)

Stated Requirement: by 03.00.

Proposal: Fujitsu to support an SLT similar to that for the current OPTIP delivery namely:

- 96% of Transactions to be delivered to MIS by 03:00 on Day B
- 97% of Transactions to be delivered to MIS by 03:00 on Day C
- 98% of Transactions to be delivered to MIS by 03:00 on Day D
- 100% of Transactions to be delivered to MIS by 03:00 on Day J

However in this case there is no LDT and no ARL, and no Remedies apply.

5.5.1.6 TMS – HR SAP

Stated Requirement: 100% by 21.30 on Friday preceding weekend of pay run.

Given that the Friday that we need to load this data is beyond Day J for any of the relevant data, then I don't see any problem with this.

Proposal: Fujitsu will support an SLT as follows:

That the file containing data for HR SAP is delivered to the Huthwaite remote gateway by 21:30 on Friday preceding weekend of pay run, provided that the date has been notified at least 2 weeks in advance.

CAPO data will not be included in this file as the interface with CAPO is currently out of scope.

There should be no LDT but the ARL should be the same as the SLT.

Remedies: in the event of failure to achieve the ARL then Post Office shall be entitled to recover Post Office Additional Costs from Fujitsu Services.

5.5.1.7 TMS (CTS file)

Stated Requirement: The overnight CTS file should be loaded onto the Horizon-Post Office gateway by 07:30⁷.

Proposal: This is an acceptable operational measure, subject to the following qualification:

The measurement will be treated as design target with Fujitsu Services taking responsibility for tuning the infrastructure to meet the design targets and discussing any changes in infrastructure through the Capacity Management Service.

5.5.1.8 TMS (FRTS file)

In this case there is no formal requirement, however for completeness it is proposed that we measure delivery of the overnight FRTS files against a target delivery time to the Horizon-Post Office gateway of 07:30 on Day B.

5.5.2 SLAs to be removed

The following interfaces are removed as part of the introduction of Impact R3 and so the associated SLAs need to be removed:

- LFS Weekly Stock on Hand feed is being removed
- OPTIP Feed is removed
- Network Banking Report NB 103

5.5.3 Unchanged SLAs

The following interfaces are unaffected by the introduction of Impact R3 and so the associated SLAs are unchanged:

- Reference Data Delivery
- Delivery of Data to AP Clients
- Delivery of Network Banking Reports (other than NB103 which is being removed)

⁷ This requirement was not stated in [CDBT], but introduced as part of agreeing [CT]

- Delivery of Data to FRTS

5.5.4 Migration Implications

The SLA changes will take places at different times during the migration.

Section 2.6.1 defines the various migration stages.

The following table shows how the SLA changes fit in with this migration timetable:

Interface	Point	Comment
TMS - POL-FS	40	This SLT should commence after branch opening positions are established on POL FS. The introduction of this SLT should align with the ceasing of the OptIP SLT, i.e. there will only be one SLT or the other SLT in operation at any one time.
Transaction Correction	40	Date to be agreed NB Counter won't process them until Point 50.
TMS – MIS (Horizon data)	40	Date to be agreed
TMS – HR SAP	Post 50	Date to be agreed May not start for a month or two.
LFS Weekly Stock on Hand	10	This interface is not currently used and so the SLT should stop asap
OPTIP Feed	40	Date to be agreed
Network Banking Report NB 103	40	Date to be agreed

Table 34 – Migration of SLAs

5.6 SECURITY

None of the changes proposed will impact on the current systems security and any changes should be made in line with current practice, thus ensuring that systems security is not impacted.

Chapter 6 - Testing and Acceptance

6.1 GENERAL

Each element of the new solution will be tested independently based on their interface specifications. Testing up to the service boundary between Fujitsu Services and Post Office domain is assumed on the basis of DIT testing at the boundary.

[CDBT] specifies that an End to End test will also be required.

A Test Strategy will be produced defining in detail the testing that will be carried out at the various stages. The results of tests will be made available to Post Office Ltd as described in that Test Strategy.

6.2 PRODUCT TESTING

6.2.1 Test Stages

The following test stages will be applied to each component:

- Unit Testing - module testing
- Link test – testing the interaction between modules
- Product Introduction Test (PIT)
- Direct Interface Test (DIT) tests new or amended interfaces to internal or external systems

In particular a number of DIT tests are required:

I've excluded any SAP Hosting interfaces

- Interface from NRDS to Horizon (Reference Data)
- Interface from TMS to POL FS (Summarised Transactions)
- Interface from POL FS to TMS (Transaction Corrections)
- Interface from TMS to MIS (Horizon Transactions)
- Interface from TMS to HR SAP (Postmaster Remuneration Data)
- Interface from TMS to POL (DRS Reports and CTS Reports)
- Business Integration Test (BIT) to prove the business integration of the various components of the system on a live-like infrastructure
- Release Test (RT)

This also includes Migration Testing

- Live Support Test (LST)

Note that LST does not include a POL FS system and so will not test any interfaces to POL FS.

In addition there will be support for the Post Office End-to-End Testing. This will include the use of a POL FS system and so can be used for any required testing of the interface to POL FS.

6.2.2 Test Environments

No specific test environments or test harnesses are required. Since the new external interfaces are Bulk File interfaces all that is required is the generation of these files and the checking of the revised files that are transmitted.

6.3 ASPECTS TO BE TESTED

The following sub-sections are provided as input to the Test Strategy and are aligned with the requirements of the Test Strategy.

Note that there will be a number of non-functional tests being carried out for the Hosting of POL FS, however those are all outside the scope of this DP.

6.3.1 Business functionality

The Business Functionality is described in Chapter 2. All new Business Functionality as described there will need to be explicitly tested.

Existing functionality needs to be regression tested to show that it hasn't been changed and that the service provided has not been degraded. [BT002]

6.3.2 Performance

The following needs to be considered for Performance Testing:

- Impact on overall Counter Performance, in particular the effect of the increase from a 1 week CAP to a monthly Trading period and the corresponding increase in message store sizes on the time for report production
- The time taken to summarise the transactions with the TPS Host prior to delivery to POL FS
- The time taken to produce the monthly files for HR SAP
- Ability to deliver the various data flows within their targets

Note that it should be assumed that all counters will have been upgraded to 256Mb of memory prior to the rollout of S80.

6.3.3 Volume

The main effect of Volumes is on the ability to summarise the Transactions prior to delivery to POL FS. In addition need to consider the implications of the longer Data Retention period on the counter and Correspondence Server.

The volume of data to be passed to MIS will be similar to that currently passed to OPTIP.

6.3.4 Integrity

This cover auditing of the interfaces that are subject to DIT.

6.3.5 Resilience

There is no specific resilience testing required.

6.3.6 Recoverability (including backup and recovery, including disaster recovery)

There is no specific recoverability testing required.

6.3.7 Networking

There is no specific network testing required.

6.3.8 Security

There is no specific security testing required.

6.3.9 Supportability

There is no specific supportability testing required.

6.3.10 Manageability (system management)

There is no specific manageability testing required.

6.3.11 Migration

Migration is described in section 2.6. The migration requirements are fairly complex and particular attention needs paying to testing the various migration scenarios, and in particular the ability to migrate from the final cash account to the first Branch Trading period while still providing valid data. The soft launch of the various features will be tested as part of this test phase.

6.4 ACCEPTANCE

[CDBT] specifies some acceptance criteria and the way in which they will be accepted against each requirement. The focus of acceptance testing will be on ensuring that all these acceptance criteria are met other than in those cases where there are agreed exceptions.

6.1.1 Live Pilot

There are no explicit requirements for a Live Pilot, however there are requirements to support Soft Launch for some aspects of the functionality (see section 2.6), which will enable a Live Pilot to be supported.

It should be assumed that a Live Pilot will be required in line with best practice on other releases.

6.1.2 Capacity Modelling

The changes introduced here will have an impact on the overall system capacity. Testing will demonstrate that the changes can be accommodated within the current headroom in the system.

Chapter 7 - Mapping of Processes to Components

7.1 GENERAL

[CDBT] describes the requirement in terms of a number of processes. This DP describes systems components that are intended to support those processes. The following table shows the relationships between the Processes and Systems components.

7.2 MAIN BUSINESS PROCESSES

Process Name	SA Ref	DP Section	UI	HLD	Comment
Local Verification					
Perform Transaction Checks – Periodic	A4.1.1.1	1.2.4	N/A	N/A	Process out of scope
Perform Range Checks - Transaction ... Validate Data Captured	A4.1.1.2	2.4	N/A	N/A	No changes required
Automated Reconciliation	A4.1.1.3	2.4	N/A	N/A	No changes required
Produce Reports and Information					
Produce Daily Summaries	A4.1.2.1	2.4	N/A	N/A	No changes required
Produce Periodic Summaries	A4.1.2.2	2.5.1.3.10	[DIAGR EP]		
Produce Sales Report to Assist Remuneration Check	A4.1.2.3	2.5.1.3.1	[DIAGR EP]		
Verify Summaries	A4.1.2.4	2.4	N/A	N/A	No changes required
Despatch Redeemed Dockets	A4.1.2.5	2.4	N/A	N/A	No changes required
Produce Other Horizon Reports	A4.1.2.6	2.5.1.3.7	[DIAGR EP]		
Other Data Capture					
Input Non Accounting Data	A4.1.3.1	2.4	N/A	N/A	No changes required
Input Bulk Data	A4.1.3.2	2.4	N/A	N/A	No changes required
Input Additional Client Data	A4.1.3.3	2.4	N/A	N/A	No changes required
Discrepancy Management					
Receive Automated Message	A4.1.5.1	2.5.1.6.3	[DIAGD EC]		
Handle Transaction Corrections	A4.1.5.2	2.5.1.7	[DIAGD EC]		
Compare Generated with Actual Cash Position					
Compare Generated with Actual Cash Held for Stock Unit	A4.1.6.1	2.5.1.2.1	[DIAGD EC]		
Create Variance Report ... Compare Generated with Actual Cash Held Across Branch	A4.1.6.2	2.5.1.2.2	[DIAGD EC]		

Make Good, Hold or Declare Any Cash Variance	A4.1.6.3	2.5.1.2.3	[DIAGD EC]		
Stock Checking and Declaring					
Rem In/Out Stock	A4.1.7.1.1	2.5.1.1.2.1	[DIAGD EC]		
Local Stock Check Stock Held for Stock Unit	A4.1.7.1.2	2.5.1.2.4	[DIAGD EC]		
Review Stock Held Across Branch	A4.1.7.1.3	2.5.1.3.2	[DIAGR EP]		
Produce Branch Accounts					
Produce Trial Balance	A4.1.7.2	2.5.1.4.1	[DIAGB AL]		
Investigate Balance Discrepancies	A4.1.7.3	2.4	N/A	N/A	No changes required
Make Good or Declare any Outstanding Losses	A4.1.7.4	2.5.1.1.4	[DIAGD EC]		
Produce Final Balance	A4.1.7.5	2.5.1.4.1	[DIAGB AL]		
Produce and Confirm Trading Statement	A4.1.7.6	2.5.1.4.2	[DIAGB AL]		
Roll Over Inactive Stock Units	A4.1.7.7	2.4	N/A	N/A	No changes required
Stock Revaluation	A4.1.7.8	2.5.1.1.2.3	[DIAGD EC]		
Summarise Transaction Data					
Scan Transaction for Day	A4.3.1	2.5.2.4	N/A		
Accumulate Transactions for Summarisation	A4.3.2	2.5.2.8	N/A		
Summarise Cash Centre Transactions	A4.3.3	1.2.4	N/A	N/A	Assume that this is done by SAP ADS
Deliver Data to External Systems	none	2.5.2.3 2.5.2.6 2.5.2.7 2.5.2.10 2.5.2.11	N/A		

Table 35 – Mapping of Business Processes to DP Sections

Chapter 8 - Compliance Matrices

8.1 GENERAL

The purpose of this chapter is to list all the formal Requirements identified in [CDBT] and [CDPROG] that are identified as being on Fujitsu Services together with compliance statements and references to where in this document the meeting of the requirement is described. Details of acceptance criteria are also included.

I've ignored [CDPROG] since it isn't yet aligned with [CDBT].

NB it does have some high level requirements which may need to be added in here.

POL have categorised the various requirements with acceptance mechanisms. I've included the mechanism to be used in the following section. Table 36 contains the key.

Id	Description	Meaning
DR	Document review	Requirements that cannot be objectively verified by a test of the Work Package solution may be satisfied by PO undertaking a Document Review. The outcome of any such review will be documented by PO in the Document Review report.
DW	Design Walkthrough	Requirements may be satisfied by PO evidencing a Design Walkthrough of the Fujitsu Services Design as specified in the Design Proposal. The outcome of any such design walkthrough will be documented by PO in the Design Walkthrough report.
FST	Fujitsu Services Test	Tests that are run and managed by Fujitsu Services for the purpose of verifying that a Fujitsu Services Work Package satisfies the Work Package Acceptance Criteria. Fujitsu Services shall produce a test report presenting the results of the tests. The assessment of the results of these tests will be by inspection carried out by Fujitsu Services or jointly with PO, in conjunction with the Acceptance Criteria.
POT	Post Office E2E Test	Tests that are run and managed by PO (which in terms of the scope of this document), are for the purpose of verifying in terms of the E2E solution, Acceptance Criteria have been met. PO shall provide appropriate evidence to FS, if any non-compliances are identified.
M	Monitoring	PO shall specify any requirement beyond the level of support that Fujitsu Services are required to provide under normal operational practice (such as a report etc). Typically the duration of this requirement may be of the order of one month and no greater than 3 months, but in any event to be agreed in advance between PO and FS.
SOF	Statement of fact	Where the solution to a Requirement is self-evident and does not lend itself to formal proving.
SO O	Statement of obligation	Relates to requirements that represent either: <ul style="list-style-type: none"> An existing Fujitsu Services obligation or Agreed additional Fujitsu Services obligation (to be recorded subsequently as an amendment to the contract clauses, schedules, or contract controlled documents)

**Fujitsu
Services**

IMPACT Release 3 Design Proposal

Ref.: EA/DPR/004

Version 2.0

:

Date: 20/12/2004

COMMERCIAL IN CONFIDENCE

Table 36 – Acceptance Mechanisms

Fujitsu
Services

IMPACT Release 3 Design Proposal

Ref.: EA/DPR/004

Version 2.0

:

Date: 20/12/2004

COMMERCIAL IN CONFIDENCE

8.2 COMPLIANCE MATRIX

Req ID	Description	FS Comp	X Ref	Acc Rule	Comment
BT001	Production of a balance report for a stock unit must be possible to be produced within 5 times the current production time for a stock unit with a busy transaction profile, long trading statement period	Yes	2.5.1.3	FST	
BT002	Functionality not specifically identified to be changed within this document must not be affected to degrade the existing service provided by the Horizon system.	Yes	6.3.1	FST	
BT003	Migration to POL-FS must occur at the end of a financial period.	Yes	2.6.1.4	SOF	
BT007	The content and format of trial and final balance reports will be altered as defined in [REPREC] ⁸ .	Yes	2.5.1.4.1	FST	
BT008	A new trading statement report will be produced, the content and format of which will be as defined in [REPREC] ⁹ .	Yes	2.5.1.4.2	FST	
BT009	A new variances report will be produced, the content and format of which will be as defined in [REPREC] ¹⁰ .	Yes	2.5.1.2.2	FST	
BT016	Functionality to allow entry of date range on the of Sales Report to be produced will be implemented within Horizon, the system will verify that a valid date range has been entered, If invalid it will allow re-entry, if valid it will produce the existing sales report but with data covering the specified data range.	Yes	2.5.1.3.1	FST	
BT024	A user with the appropriate role will be informed, at log on, that there are outstanding Transaction Corrections awaiting processing, whenever there are any.	Yes	2.5.1.6.3	FST	This has been rewritten as [BT024a]

⁸ Wording changed as a result of Rep_Clar

⁹ Wording changed as a result of Rep_Clar

¹⁰ Wording changed as a result of Rep_Clar

Fujitsu
Services

IMPACT Release 3 Design Proposal

Ref.: EA/DPR/004

Version 2.0

:

Date: 20/12/2004

COMMERCIAL IN CONFIDENCE

BT025	There will be a button for Transaction Correction Management within the menu hierarchy which is only accessible by users with the appropriate role. This will provide the user with a list of the unprocessed Transaction Corrections, displayed in date/time order. Having selected the Transaction Correction to process, the system will display text making clear what will happen when they select any of the options presented, the user need not process the transaction correction at this point ¹¹ . For each Transaction Correction the user will have up to three options – Each option, when selected, will perform an identified set of transactions, defined within the Transaction Correction. (this may include an option to Do Nothing (requesting further investigation)).	Yes	2.5.1.7	FST	
BT026	At the end of performing a cash declaration, in a shared stock unit, the system will enter, if the user chooses to, the cash discrepancies function to support the identification of any variance.	Yes	2.5.1.2.1	FST	
BT028	Reminders for ONCH function to be performed at log on if not performed previous day will be removed and, instead, the system will remind users to perform cash declaration function if it has not been performed on the previous day; there will be no option to cancel without declaring ¹² .	Yes	2.5.1.6	FST	
BT029	When the cash declaration has been made the figures for denominational split will be passed to SAP-ADS as if an ONCH declaration had been performed.	Yes	2.5.1.5.4	FST	
BT032	A new function for recording a “make good” action will be made available this will allow the user to enter the amount made good. It will record the amount made good, making a new declaration for cash by altering the previous declaration by the amount made good. Amounts made good will be reported on variance reports, balance reports and trading statements.	Yes	2.5.1.2.3 2.5.1.2.2 2.5.1.4.1 2.5.1.4.2	FST	
BT036	Adjustments in stock (whether identified via adjustments or stock declarations) should be adjusted at the adjustment price whenever defined in reference data.	Yes	2.5.1.2.4	FST	

¹¹ Wording changed as a result of Rep_Clar¹² Wording changed as a result of Cash_Decl**COMMERCIAL IN CONFIDENCE**

Fujitsu
Services

IMPACT Release 3 Design Proposal

Ref.: EA/DPR/004

Version 2.0

:

Date: 20/12/2004

COMMERCIAL IN CONFIDENCE

BT037	The Office Snapshot report will be redefined without stock values as defined in [REPREC]13.	Yes	2.5.1.3.2	FST	
BT038	<p>A new check is to be introduced after producing the Trial Balance (ie when the "rollover" button is pressed prior to producing the Final Balance). This check will act as follows:</p> <ol style="list-style-type: none">1. If it isn't the last Stock Unit to rollover, the clerk will be advised that the Discrepancy is to be posted to a "local adjustments" account. They have the option of accepting or rejecting this action.<ol style="list-style-type: none">a. Should they accept it, then a pair of transactions will be generated resulting in the Discrepancy being reduced to zero and a corresponding amount being put into a "local adjustments product".b. Should they reject it, then the rollover is aborted and the clerk is free to do whatever they wish to balance the Stock Unit and will then need to balance the Stock Unit again at a later time.c. The "local adjustment" is not associated with any Stock Unit (as with a Suspense account). Items can be added to it by any clerk, but only as part of the Balancing Process. Managers / Supervisors will be able to move items from it into cash in their SU to be Made Good.2. If this is the last Stock Unit to Rollover an additional check will be performed to ensure that the net total of transactions, within the Trading Period, in the "local adjustment" account has a net value of zero.3. If this is the last Stock Unit to Rollover, then the user will be informed if the Stock Unit has a Discrepancy and that this must be resolved before the last Stock Unit can be rolled over. <p>Local Adjustment will behave in a similar way to existing Suspense Account items, namely the values will not be associated with any Stock Unit, but is considered as part of the overall Branch balance.</p>	Yes	2.5.1.4.1	FST	

13 Wording changed as a result of Rep_Clar

COMMERCIAL IN CONFIDENCE

Fujitsu
Services

IMPACT Release 3 Design Proposal

Ref.: EA/DPR/004

Version 2.0

:

Date: 20/12/2004

COMMERCIAL IN CONFIDENCE

BT039	There is an existing report that shows the state of all suspense accounts and all Transactions associated with the suspense accounts during the Trading Period, indicating which Stock Unit carried out the Transaction. It is proposed that Local Adjustment transactions are included in this report as with any other Suspense transactions	Yes	2.5.1.3.3	FST	
BT040	Horizon should be changed such that only Supervisors and Managers (etc) will be allowed to carry out Suspense Transactions. The only exception to this will be the automatic posting of Discrepancies to Local Adjustment.	Yes	2.5.1.1.4	FST	This has been rewritten as [BT040a]
BT041	The user will select the appropriate function which will display the Trial Trading Statement (as per outlined report) and this may be printed. When the user is content to confirm the position he will be presented with a textual message which describes the liability and responsibility which the postmaster is accepting. If the postmaster accepts this the system will record this action, print the Final Trading Statement and commit an event which identifies that the agent has produced the Trading Statement and accepted liability for the trading position.	Yes	2.5.1.4.2	FST	
BT043	The confirmation event will be made available to the data warehouse (POL MIS) to enable monitoring of who has and who hasn't done a trading statement. The "confirmation transaction" will not contain the constituent parts that make up the trading position.	Yes	2.5.1.4.2 2.5.2.7	FST	
BT044	A facility for different branches to operate on a different (four weekly) branch trading calendar, will be implemented, which branch is operating to which calendar is to be defined by reference data.	Yes	2.5.1.6.2	FST	
BT045	The current functionality for extending accounting periods should be removed. The Horizon system should continue to remind users to roll-over the accounting period if they logon to a SU in the wrong Trading Period according to the calendar.	Yes	2.5.1.4.3	FST	
BT046	Revaluation functionality to be redefined such that the user is reminded, for a series of days, at logon of an upcoming revaluation (defined by Reference Data). The reminder will suggest that the branch manager checks stock and makes any adjustments prior to the price change	Yes	2.5.1.1.2	FST	

COMMERCIAL IN CONFIDENCE

Fujitsu
Services

IMPACT Release 3 Design Proposal

Ref.: EA/DPR/004

Version 2.0

:

Date: 20/12/2004

COMMERCIAL IN CONFIDENCE

BT049	The data retention period will be increased such that all trading data is available within the Branch for a minimum of 42 days.	Yes	2.5.1.1.1	FST	
BT050	The data retention period will be increased such that all trading data is available at the data centre for a minimum of 42 days.	Yes	2.5.1.1.1	FST	
BT056	All stock items will be monitored throughout the Horizon system by volume and not by value.	Yes	2.5.1.1.2	DR FST	
BT058	The existing Weekly Stock Holding feed to SAP-ADS will be removed	Yes	2.5.1.5.1 2.5.2.2	POT	
BT059	There is a requirement to continue ensuring reconciliation between data flows which remain within the Fujitsu domain and ensuring that control totals are applied to any external interface to allow detection of file corruption. All these reconciliations should take advantage of the simplified process described in Section 21, Appendix C, of [CDBT]	Partly	1.6.1 2.5.1.5 2.5.1.5.5 2.5.2.5 2.5.2.6 2.5.2.14	DR	Note that the changes in Section 21, Appendix C, of [CDBT] are out of scope.

Fujitsu
Services

IMPACT Release 3 Design Proposal

Ref.: EA/DPR/004

Version 2.0

:

Date: 20/12/2004

COMMERCIAL IN CONFIDENCE

BT060	<p>It is required that only reports that have previously been printed can be reprinted; and that the reprint reports are identified by date and time previously printed. The following particular requirements are identified for report re-prints:</p> <ul style="list-style-type: none">• For Stock Unit Balance Reports and Branch Trading Statements, the requirement is to be able to produce reprints for all reports for Period N up until the rollover from Period N+1 to Period N+2• There is no need to reprint the Office Weekly Counters Revenue Schedule, since the original report has been removed• For the following reports: Office Weekly Inland Revenue Tax Credits P5589 Office Weekly P&A P2311MA Office Weekly Redeemed Savings Stamps Variance Report (new)• The requirement is that each of these is a weekly report and it is sufficient to be able to reprint any of these for which the data is still available (ie the last 5 reports). In particular, this will ensure that all such reports for the current Branch Trading Period can be reprinted if required.• The Track and Trace Manifest, currently allows reprint of the last report produced. My understanding is that such a report is normally produced daily, so no special consideration is required in terms of long term storage of the data for this report.• No other reports require reprints.	Yes	2.5.1.3.8	FST	This has been rewritten as [BT060a]
BT062	The NB103 DRS reconciliation reports will be eliminated.	Yes	2.5.2.5	DR	
BT063	The consolidated stock unit non-value stock report is no longer required and can be removed. The check to ensure that the consolidated stock unit non-value stock report is produced as part of end of period processing will also be removed.	Yes	2.5.1.3.9 2.5.1.4.2	DR FST	
BT065	A new Transaction Corrections report will be produced, the content and format of which will be as defined in [REPREC] ¹⁴ .	Yes	2.5.1.7.3	FST	

¹⁴ Wording changed as a result of Rep_Clar**COMMERCIAL IN CONFIDENCE**

Fujitsu
Services

IMPACT Release 3 Design Proposal

Ref.: EA/DPR/004

Version 2.0

:

Date: 20/12/2004

COMMERCIAL IN CONFIDENCE

Table 37 – Compliance Matrix

8.3 ADDITIONAL REQUIREMENT

A number of further requirements have been documented following the baselining of [CDBT]. These have been agreed with POL and are recorded here.

Req ID	Description	FS Comp	X Ref	Acc Rule	Comment
BT006					This requirement has now been removed.
BT024a	A user with the appropriate role will be informed, at log on, that there are outstanding Transaction Corrections awaiting processing, whenever there are any. The dialogue informing the user of this will include a button allowing access to the "Process Transaction Correction" function.	Yes	2.5.1.6.3	FST	Last sentence added.
BT030					This requirement has now been removed.
BT040a	Horizon should be changed such that only those Roles that can do an Office Balance (ie Manager, Supervisor, Migrate, Auditor and Auditor - Emergency Manager) will be allowed to carry out Suspense Transactions. The only exception to this will be the automatic posting of Discrepancies to Local Adjustment.	Yes	2.5.1.1.4	FST	Roles clarified
BT051	Process for recovery situations when the Branch is nearing, or has exceeded, 42 days since it produced the last Branch Trading Statement will be defined.	Yes	2.5.1.5.6	DR	There is now a requirement on Fujitsu to support this Post Office Ltd requirement. However there is no requirement on Fujitsu to make any specific changes.

Fujitsu
Services

IMPACT Release 3 Design Proposal

Ref.: EA/DPR/004

Version 2.0

:

Date: 20/12/2004

COMMERCIAL IN CONFIDENCE

BT055	<p>There is a requirement to control all items of stock. This will be achieved through reference data by defining as controlled products those products which are currently non-value products</p> <p>POL will review all non-value items and identify requirements for redefining them as controlled stock items.</p> <p>A document of the findings of the review of non-value stock items will be produced and reviewed to ensure that it identifies those which are to be reclassified as controlled items and that they will be controlled accurately by this redefinition and that for any products which cannot be controlled in this way, requirements for bringing them under control will be identified, documented and managed through the change request mechanism.</p> <p>Existing processes for transferring, testing and implementing new reference data to the Horizon counter will be used to make any identified changes. Existing Change Request processes will be applied to new requirements identified.</p>	Yes	2.5.1.1.3 2.6.3.2.3	DR	<p>There is now a requirement on Fujitsu to support this Post Office Ltd requirement.</p> <p>However there is no requirement on Fujitsu to make any specific changes.</p>
BT057	<p>The following reports are no longer required and will be removed from the Horizon system:</p> <ul style="list-style-type: none">• Counter Weekly DVLA V10• Counter Weekly DVLA V11• Office Weekly Counters Revenue Schedule• Declaration and Confirmation – Non-Value Stock• Counter Daily Cash on Hand (there is a separate report for Cash Declaration which is nearly identical, and it is just the cash Declaration report that we need to retain)• Office Weekly Cash Flow (this is replaced by the Variance report)• Cash Account Trial• Cash Account Final	Yes	2.5.1.3.9	FST	

Fujitsu
Services

IMPACT Release 3 Design Proposal

Ref.: EA/DPR/004

Version 2.0

:

Date: 20/12/2004

COMMERCIAL IN CONFIDENCE

BT060a	<p>It is required that only reports that have previously been printed can be reprinted; and that the reprint reports are identified by date and time previously printed. The following particular requirements are identified for report re-prints:</p> <ul style="list-style-type: none">For Stock Unit Balance Reports and Branch Trading Statements, the requirement is to be able reprint the last report of each type generated.There is no need to reprint the Office Weekly Counters Revenue Schedule, since the original report has been removedFor the Cash Variance report the date range for which the report is to be produced will be defined as part of the reprint request mechanism. The report will be produced from data stored during the requested period.For the following reports:<ul style="list-style-type: none">Office Weekly Inland Revenue Tax Credits P5589Office Weekly P&A P2311MAOffice Weekly Redeemed Savings StampsVariance Report (new)The requirement is that each of these is a weekly report and it is sufficient to be able to reprint any of these for which the data is still available (ie the last 5 reports). In particular, this will ensure that all such reports for the current Branch Trading Period can be reprinted if required.The Track and Trace Manifest, currently allows reprint of the last report produced. Since this report is normally produced daily, no special consideration is required in terms of long term storage of the data for this report.No other reports require reprints.	Yes	2.5.1.2.2. 1 2.5.1.3.8	FST	
BT102	Horizon will be changed such that the menu hierarchy reflects changes made in the suspense products and allows users to access the new products.	Yes	2.5.1.1.4	FST	
BT103	The buttons that allow Error Notices to be cleared and Vouchers to be processed will be removed, since in the future this will be achieved using Transaction Corrections.	Yes	2.5.1.1.4	FST	
BT104	The current ONCH button will access the common declare cash functionality	Yes	2.5.1.2.1	FST	

COMMERCIAL IN CONFIDENCE

Fujitsu
Services

IMPACT Release 3 Design Proposal

Ref.: EA/DPR/004

Version 2.0

:

Date: 20/12/2004

COMMERCIAL IN CONFIDENCE

BT105	There will be a new Check for Variances function in the menu hierarchy for shared stock units which will provide the current functionality to sum up part cash declarations (only), using the current algorithms for summing cash declarations in shared stock units, and calculate any variance from the stock unit derived cash position.	Yes	2.5.1.2.1.1	FST	
BT106	The buttons for making declarations and confirmation of non-value stock items will be removed from the menu hierarchy.	Yes	2.5.1.2.5	FST	
BT107	A new Counter Weekly Redeemed Savings Stamps mandatory report is required with similar content to the Office Weekly Redeemed Savings Stamps Summary.	Yes	2.5.1.3.4	FST	Reports defined in [CDBTCR1]
BT108	A daily feed of transaction details and summaries will be accepted from SAP-ADS for passing to POL-FS and the MIS	No	2.5.2.3	FST POT	Considered top be out of scope.
BT110	Horizon will store data for the following events and forward the data to the POL Data Warehouse system; <ul style="list-style-type: none"> Trading Statement Created Trading Statement Period rolled Trading Statement Period Roll Abandoned Excess Cash Removed Cash Shortage Made Good Cash Variance Report Previewed Cash Variance Report Printed Outstanding Transaction Correction Reminder Displayed 	Yes	2.5.2.4	FST	
BT111	A file of CAPO data from EDS will be received, the data will be loaded into TMS such that the information can be merged in with the data being sent to HR SAP each month.	No	2.5.2.9	FST POT	Considered top be out of scope.
BT112	Transaction Data must be summarised and generated into files of information to provide base data for the payroll calculations within HR SAP. This will follow the existing rules currently used by CBDB.	Yes	2.5.2.10	FST POT	
BT113	The nightly file of transaction corrections will be loaded and distributed to the appropriate branch systems for local handling.	Yes	2.5.2.12	FST	
BT114	Migration at S80 will be complex and will require the full end to end participation in determining the exact detail. Each migration step must be specified in detail to ensure integrity of data and processes throughout the migration period.	Yes	2.6.1	DR	There is a requirement on Fujitsu to support this Post Office Ltd requirement. However there is no requirement on Fujitsu to make any specific changes.

COMMERCIAL IN CONFIDENCE

Fujitsu
Services

IMPACT Release 3 Design Proposal

Ref.: EA/DPR/004

Version 2.0

:

Date: 20/12/2004

COMMERCIAL IN CONFIDENCE

BT115	In circumstances where the Branch Trading Statement is not produced within the data retention period, the Horizon system should attempt to retain the data for the entire period, subject to hardware limitations and constraints.	Yes	2.5.1.1.1. 4 2.5.1.5.6	FST	
BT116	The production of the reports below needs to change such that a cut-off is taken and the next report will only look at the Stock Unit reports (ie Counter Weekly) produced since the last time the summary report was cut-off. An implicit cut-off will occur when the branch is moved to a new Trading Period. <ul style="list-style-type: none">• Office Weekly Inland Revenue Tax Credits• Office Weekly Inland Revenue Tax Credits P5589• Office Weekly P&A P2311MA• Office Weekly Pensions and Allowances• Office Weekly Redeemed Savings Stamps Summary	Yes	2.5.1.3.10	FST	

Table 38 – Additional Requirements Compliance Matrix

8.4 OTHER ASSUMPTIONS

During the development of the DP and the costing exercise a number of cases have been identified where [CDBT] was not clear and so assumptions have been made to enable as design to be produced. These are:

DP X Ref	Assumption	Comment
2.5.1.1.6 3.5	NRDS to provide Settlement Products and Primary and Tertiary Mappings to Horizon via Type A interface	Now included in [RDSAIS]
2.5.1.2.2	Variance Report only produces data up to and including "yesterday"	It is understood that there may also be a requirement to include some of today's data. However the detailed requirements have not yet been confirmed so this will be processed as a CR once agreed. Post Office Ltd have decided not to change this.
2.5.1.4.1. 3	Stock Remittances / Transfers will be excluded from the SU Balance report since they are zero value.	
2.5.1.4.2	We assume all the Branch Trading report is printed in single normal font.	Confirmed in the detailed report specification defined in [DIAGBAL].
2.5.1.7.1	Note that there are potential requirements to handle adjustments to both value and volume using Transaction Corrections (eg correcting an Orange 'phone card transaction to an O2 'phone card transaction. In this case we will need to use the loss price if available for the products. The requirement to handle both value and volume adjustments using Transaction Corrections is not addressed by the proposed Fujitsu solution.	There may be a future CR to bring such adjustments back into scope.
2.5.2.3 2.5.2.13.6 3.2.3.4.2 8.3: BT108	Requirement to process SAP ADS Transactions is out of scope	Confirmed.
2.5.2.8.2	In situations where Horizon detects an error in a POL FS subfile, the sub-file will not be forwarded to POL FS until the error has been investigated and corrected within Horizon. NB In such cases, the underlying transactions may already have been forwarded to MIS.	There is an increased likelihood of this during the period between migration points C and D.
2.5.2.9 3.2.5.4.5 8.3: BT111	Requirement to process CAPO Transactions is out of scope	Confirmed.
2.6	The following assumptions are made about migration:	

COMMERCIAL IN CONFIDENCE

<ul style="list-style-type: none"> It is acceptable to prohibit further processing in a Stock Unit that has rolled into a new CAP until the Branch is rolled over into the new CAP for the two special rollovers, ie the final CAP to CBDB and the final CAP prior to switching to Branch Trading Processes (points 30 and 50 in the migration process). In both these cases, any attempt to logon or attach to a stock unit in the new CAP will result in all buttons being inhibited other than those that will support CAP Rollover; Attachment to a new SU; and Logout. 	<p>Detailed design now shows that this is not desirable or necessary.</p> <p>The proposal now is that the menu structure presented to users reflects the current state of the Stock Unit and Office in terms of whether they are operating in CAP or TP mode</p>
<ul style="list-style-type: none"> Following the final CAP rollover for CBDB, changes will be made to the housekeeping menu to support changed Suspense accounts; prevention of Error Notice and Voucher processing; and introduction of new Housekeeping functions to replace vouchers. 	<p>This is the current baseline. However POL are still considering raising a CR to change this.</p>
<ul style="list-style-type: none"> Restricting the Housekeeping menus as specified in requirement [BT040a] will happen at a specified date prior to the final CAP for CBDB being rolled over at all branches (ie it will not be co-ordinated to a CAP rollover). In particular this change will take place at the same time in all branches and will not be available for piloting. 	
<ul style="list-style-type: none"> Transactions Corrections will not be able to be processed until the branch is operating in Branch Trading Mode (ie point 50 in the migration process). Transactions Corrections received earlier than point 50 will be retained and can be processed after point 50 until 42 days after they were delivered by POL FS. 	
<ul style="list-style-type: none"> It must be possible to support a pilot "POL FS" for selected branches in parallel with normal "S60" operation of the live POL FS. Such a pilot can then be stopped and a "proper" migration supported. The term pilot is taken to mean the provision of data from selected branches to a test instance of POL FS whilst continuing to provide an operational feed to CBDB. On completion of the pilot, it is assumed that the data in the POL FS test instance will be discarded. 	<p>It is understood that a CR will be raised if a Pilot is to be operated, at which time operating, infrastructure and test rig costs will be assessed, i.e. costs for Pilot operation are not covered by this CT.</p>

	<ul style="list-style-type: none"> The flow to POL FS will conform to the S60 AIS until we first pass through the S80 Data (i.e. Point 30 in the migration process). Therefore late data from branches that are still operating at S60 will then pass the data through the S80 interface (but include a Balancing account) 	The details have now been changed such that Point 25 has been introduced for the change from the S60 AIS to the S80 AIS. Also detailed data delivery has been changed as a result of CP 3823
	<ul style="list-style-type: none"> There may be circumstances under which S80 Transactions from Horizon get passed to POL FS prior to the Opening Balances. 	[POLFSAIS] now reflects this.
	<ul style="list-style-type: none"> ForEx will continue to be handled as a single account within POL FS 	It is understood that a CR is likely to be raised to change this. PSO_CR00220v2 has formally documents this change.
	<ul style="list-style-type: none"> The CD has not identified the requirement for any special reports that need to be created to support branch migration. In particular, the opening Balance from the first "new" Stock Unit Balance will not match the Closing Balance of the last "old" balance (though business processes can be defined to allow the two to be manually reconciled) 	
	<ul style="list-style-type: none"> Pending completion of POL requirement analysis to define specific requirements, it has not been possible to address any changes that may be necessary to handle migration non-value stock products to value stock products. 	It is understood that a CR is likely to be raised to change this.
	<ul style="list-style-type: none"> The feed to OPTIP will be switched to MIS at a given point after POL FS is operational (expected to be approximately 10 days following point 30 in the migration process). It is understood that there is no requirement for no parallel running. 	This Point is now formally referred to as Point 40.
	<ul style="list-style-type: none"> Branch transactions conducted following completion of the final CAP and the commencement of the next trading day (i.e. at the switch from CBDB to POL FS may be excluded / double counted in the summaries prepared for HR. 	It is understood that POL procedures will attempt to mitigate this risk. Detailed design work will also attempt to reduce the probability of this happening.
	<ul style="list-style-type: none"> There is no requirement to look at old NB103's after CBDB switch off 	The design now ensures that this will not happen.
3.2.6	The following assumptions are made about the interface to HR SAP:	Once the AIS has been baselined, the impact on the solution design will be assessed and any changes in the assumed requirement will be addressed by CR. All these assumptions have now been confirmed in [HRSAP AIS1].
	<ul style="list-style-type: none"> That data will be provided one or two months in arrears as specified in the summarisation Reference Data. 	

COMMERCIAL IN CONFIDENCE

<ul style="list-style-type: none">• Two separate interfaces will be used:<ul style="list-style-type: none">○ An initial feed for “multiples” (about 250 branches)○ A full feed for other sub-post offices (about 16,000 branches) <p>Reference Data will be used to identify in which feed the data for a branch is to be included. Note that some branches (Directly Managed Branches) are not included in either feed.</p>	
<ul style="list-style-type: none">• There is no requirement to migrate a branch from one feed to the other.	
<ul style="list-style-type: none">• There is not a requirement to provide support for migration to a target position where data is passed across as a single feed, 1 month in arrears. Any such requirement and will be handled by a separate CR, though the design should, where practical, take into account the fact that this is likely to be required in future.	
<ul style="list-style-type: none">• It is assumed that a Calendar will be provided via Reference Data defining the cut-off dates for summarisation and also the dates by which files will be sent to HR SAP.	
<ul style="list-style-type: none">• It is assumed that the mapping of products / modes to CTTs will be provided by Reference Data. This mapping will also indicate whether the summary is to be passed to HR SAP one or two months in arrears.	
<ul style="list-style-type: none">• The Reference Data available at the Data Centre at the time of the Summarisation Process will be used for Branch Transaction summarisation. It is assumed that there is no requirement to maintain historical mapping data associating reference data that was current at the time that the transaction was actually carried out should that be different from that at the point of summarisation (eg following non-polling)	
<ul style="list-style-type: none">• It is assumed that not all transactions will be mapped to a CTT, and so no checking / reporting is required to detect transactions that are not mapped to any CTT number as part of the summarisation process.	

3.2.7	The following assumptions are made about the interface to MIS:	Once the AIS has been baselined, the impact on the solution design will be assessed and any changes in the assumed requirement will be addressed by CR. All these assumptions have now been confirmed in [MISAIS].
	<ul style="list-style-type: none"> The CAP and BP fields will be retained, however the values will be null once the branch has moved from Cash Account to Trading Period (point 50 in the migration). 	
	<ul style="list-style-type: none"> There are a number of the more recent "specialised" transactions where all that is passed to OPTIP is the basic EPOSS Transactional Data. Sections B5 and B6 of [MISAIS] define the additional data required. 	
	<ul style="list-style-type: none"> It has been agreed that the Quantity field can be extended to accommodate Bureau Quantities rather than having to hold it as an additional field. 	
	<ul style="list-style-type: none"> Section B7.2 of [MISAIS] identifies some additional events that are to be passed through to MIS. This is also defined in Table 26. 	
4.1	It is assumed that all the interfaces are either to POL FS (hosted by Fujitsu) or to a single Gateway system in Huthwaite and so covered by a single TIS ([POLTIS])	
8.2: BT006	Will be removed as a duplicate	
8.2: BT030	Will be removed as a duplicate	
8.2: BT059	Requirement BT059 is only partially covered. In particular the reference to Appendix C of [CDBT] (which is out of scope) is excluded.	
8.3	All the changed requirements identified in this section are assumed to be applied to [CDBT] and are consequently considered to be part of the requirement.	
8.3: BT108	The Transaction Interface from SAPADS to support the MIS data is out of scope	
8.3: BT111	The data flow from EDS for CAPO Enlivenments is out of scope	

Table 39 – Assumptions

8.5 CHANGE REQUESTS

Post Office Ltd have raised a number of Change Requests on Fujitsu for Impact Release 3. There are 2 types of Change Request:

- Soft Changes

Where the change is considered to be a clarification and has no material impact on the overall costs of Impact Release 3

Such changes will **not** result in a CP being raised.

■ **Hard Changes**

Where there is a real change involved.

Such changes will result in a CP being raised. In some cases the CP may not be scheduled until a later Release than the rest of Impact Release 3, in which case the CP will not be included in this document.

The following tables list all the CRs that have been raised on Impact Release 3 split into Soft and Hard Changes:

CR Number	CP	Title	Comment
PSO_CR00210	3797	Change to process for creating and content of NRDS to Fujitsu interface file.	Included with PSO_CR00223v2
PSO_CR00211	Cash_Decl N/A	Cash Declarations	Now mandatory. See section 2.5.1.6.1
PSO_CR00220 v2	3823	Change to level of foreign currency detail from Horizon to POL FS	Included with PSO_CR00241
PSO_CR00225	Rep_Client N/A	Changes as a result of User Interface Definition Work	Changes to Requirements wording reflected in Section 8.2

Table 40 – Soft Change Requests

CR Number	CP	Title	Comment
PSO_CR00215	3787	Suspense Report – ability to split cash in pouches detail report from main suspense report	Approved See section 2.5.1.3.3
PSO_CR00218	3823	Changes to Error rejection rules on POL FS AIS	Approved
PSO_CR00223 v2	3797	Simplify the interface between NRDS and Horizon (AIS version 6.4)	Approved
PSO_CR00241	3823	Changes to Branch Ledger AIS for migration and cutover	Approved
PSO_CR00263	3843	Change format of Article field from Number (10) to Char(10) in all cases.	No change required to this doc
PSO_CR00264	3844	Change to the POL FS to Horizon TC Functional Specification and AIS	No change required to this doc
PSO_CR00268	3842	Migration of suspense and error notices at S80 and replacement of vouchers	See section 2.6.2
PSO_CR00271	3888	Use week number instead of cash account week on Giro forms	See section 2.5.1.3.11
PSO_CR00272	3843	Changes to the Interface from Horizon to POL MIS	See section 3.2.7
PSO_CR00275	3843	Amount/Volume Signs on the Horizon to HRSAP Interface	See section 2.5.2.8.3
PSO_CR00276	3843	Error Processing on the Transaction Corrections Interface	See section 4.4
PSO_CR00277	3843	Introduce a new value for Quantity in the POL_FS_ARTICLE table	No change required to this doc
PSO_CR00278	3842	Trading periods – increase possible number	See section 2.5.1.4.4
PSO_CR00280	3842	Remove Training Mode	See section 2.5.1.9
PSO_CR00287	3844	Site Id for Branches	No change

Fujitsu
Services

IMPACT Release 3 Design Proposal

Ref.: EA/DPR/004

Version 2.0

:

Date: 20/12/2004

COMMERCIAL IN CONFIDENCE

			required to this doc
PSO_CR00289	3844	Change the name, format and relevant values for the field Dummy in POL FS Article entity in the RDS to Horizon interface.	No change required to this doc

Table 41 – Hard Change Requests for S80

CR Number	CP	Title	Comment
PSO_CR00213	378 5	Introduction of debit card option for settlement of Transaction Correction debt or discrepancies arising from Branch Trading rollover	Approved Subsequently withdrawn
PSO_CR00214	378 6	NI Cheques – the requirement to move the rem out function from the stock pick list and place, as a separate icon, on the remittance menu	Approved/5 Subsequently withdrawn
PSO_CR00227	378 2	Formal Impact assessment of Smartpost captured data being sent to S80 POL FS, POLMIS and SAP HR	Study CP Rejected. May require changes to MIS Interface when the E2E design is agreed
PSO_CR00243	381 3	Change of non-value stock to controlled stock (MVL and NRA)	Approved
PSO_CR00288	tbs	Inclusion of PO savings stamps in weekly redeemed savings stamps report and facility for cut off	Need a CP, but out of scope of this DP

Table 42 – Hard Change Requests for S90

15 POL would like this brought forward to S80 if possible.

Chapter 9 - Retained Information

9.1 GENERAL

This chapter has been added to hold text that has been removed from the DP, but is perhaps relevant to future changes or Lower Level design documentation.

9.2 NON-VALUE STOCK ANALYSIS

This text was previously part of section 2.5.1.1.3.

The remainder of this section is an analysis of the sort of things that could be done, however at present it is assumed that none of this will be done for Impact R3.

Prod Group Id	Group Name	Number	Comments
3297	MVL Discs	34	Need special consideration
3298	Milk Tokens	1	Will become uncontrolled
3299	Travel Schemes	379	Ref Data Change
3300	Local Authority Vchr	20	Ref Data Change
3301	Other Tokens	16	Need special consideration
3302	NRA Rods	6	Need special consideration
3304	N. Lott. Chqs	1	Need special consideration NB we were looking at re-engineering this product

Table 43 – Categories of Non-Value Stock

My system has 4702 Pre Pack Currency instead of N Lott Chqs.

Table 43 identifies the various types of non-value stock in the current system. The following subsections consider each one in turn.

9.2.1 Travel Schemes and Local Authority Vouchers

These can be converted into controlled stock fairly simply. They are currently defined as a single product which is used both for the non-value stock declaration and for the transaction of the item within the Serve Customer menu. The following is required for these products.

Note that these changes should not be done on Live until after the cash account has been removed (ie after point E in the migration strategy). This will mean that there is no need to worry about the impact on cash account mappings.

- New buttons are added to the Rem In / Out from ADC and Transfer Out menus to support Remitting these products in / out and transferring them between Stock Units. These buttons should use the same pick lists as are currently used on the Serve Customer menus for these products.

- RDS generates a new version of the Reference Data such that the product is defined as a Stock Item with any necessary changes to the product mappings so that it is reported correctly.

Since changing mappings on an existing product is likely to cause unpredictable effects, it will be necessary to introduce new, equivalent products with the new mappings and withdraw the old ones. Since these products appear on picklists, then this should not cause any problems other than to any PLU lists.

The product will also need to be included in the Stock Adjustment and Stock Declarations lists.

- Following the change of Reference Data, the next time the Stock Unit is balanced, then the user will find that the system generated Stock Position will not match reality. This should be rectified by making a Stock Adjustment (or in a shared Stock unit it could be done by making a Stock Declaration on each drawer and accepting any discrepancy that results). This will result in the systems generated position being brought in line with the amount present.

Note that to avoid this resulting in a corresponding cash discrepancy it will be necessary to ensure that all such products have a zero "loss price" (at least until this adjustment has been carried out).

Need to check if these adjustments will cause any problems for POL FS. I would assume that they won't since there will have been no "opening figures" for these products.

- If required it should then be OK to change the "loss price" to a non-zero value.

9.2.2 MVL Disks

MVL Disks are currently sold by the AP application and detailed investigations are required to decide what can be done.

Here there are currently different stock products for each expiry date. Changing the DVLA application to take this into account is considered to be outside the scope of Impact, so it is assumed that it is sufficient to manage the stock of MVLs at the generic level. Currently there is no link between DVLA Transactions and an explicit month's tax disk.

Is it sufficient to know that a branch has 70 tax discs and not know that there are 10 for each month from September 2004 to March 2005.

9.2.3 Other Tokens

It isn't currently clear what these products are used for. They seem to be all Electricity tokens of some sort, but it isn't clear how they are used. They are assumed to be related to AP Transactions. Detailed investigations are required to decide what can be done.

9.2.4 NRA Rods

Looking at these products there appear to be separate service products for a single stock product (eg a Salmon licence can be sold as a number of different products depending who it is sold to and for what period of time). There is little that can be done here without Product re-engineering.

9.2.5 N. Lott. Chqs

This has been discussed as a potential product for re-engineering and it is proposed that it is left uncontrolled until such re-engineering takes place.

9.3 CURRENT SUSPENSE PRODUCTS

This text was previously part of section 2.5.1.1.4.

Table 44 shows the products currently transacted as part of the Housekeeping menu:

Product Number	Product Name	Comment
111	NS & I E/N dep	To be withdrawn (handled by TCs in future) CR expected to change this.
173	NS & I E/N wdrwl	To be withdrawn (handled by TCs in future)- CR expected to change this.
221	Loss A redeemed	To be withdrawn, however it needs to remain until Suspense account reduced to zero.
2858	Loss B redeemed	To be withdrawn, however it needs to remain until Suspense account reduced to zero.
2859	Loss C redeemed	To be withdrawn, however it needs to remain until Suspense account reduced to zero.
2860	Loss D redeemed	To be withdrawn, however it needs to remain until Suspense account reduced to zero.
829	Gain A redeemed	To be withdrawn, however it needs to remain until Suspense account reduced to zero.
2864	Gain B redeemed	To be withdrawn, however it needs to remain until Suspense account reduced to zero.
2541	Giro EN rcpt	To be withdrawn (handled by TCs in future)
2542	Giro EN pay	To be withdrawn (handled by TCs in future)
106	POL E/N Rec	To be withdrawn (handled by TCs in future)
162	POL E/N Pay	To be withdrawn (handled by TCs in future)
144	Prepurchase	To Remain unchanged.
211	PrepurchaseRdm	To Remain unchanged.
146	Gain A to UR	To be withdrawn, however it needs to remain until Suspense account reduced to zero.
2862	Gain B to UR	To be withdrawn, however it needs to remain until Suspense account reduced to zero.
223	Loss A to Table 2a	To be withdrawn, however it needs to remain until Suspense account reduced to zero.
2855	Loss B to Table 2a	To be withdrawn, however it needs to remain until Suspense account reduced to zero.
2856	Loss C to Table 2a	To be withdrawn, however it needs to remain until Suspense account reduced to zero.
2857	Loss D to Table 2a	To be withdrawn, however it needs to remain until Suspense account reduced to zero.
2655	Migrate-UR-Out	To Remain unchanged.
2657	Migrate-UP-Out	To Remain unchanged.
2654	Migrate-UR-In	To Remain unchanged.
2656	Migrate-UP-In	To Remain unchanged.

2600	Bur/rob loss u/p	To Remain unchanged.
2601	Rdm Rob loss	To Remain unchanged.
247	Loan to PO	To Remain unchanged.
248	LoantoPOwdrn	To Remain unchanged.
2164	Rem Surplus	To Remain unchanged.
2165	Rdm rem shrtge	To Remain unchanged.
2167	Rem shortage	To Remain unchanged.
2168	Rdm rem surplus	To Remain unchanged.
2177	FinalA/c surplus	To Remain unchanged.
2178	Final acc def	To Remain unchanged.
2530	Unpaid Cheque A to UP	To Remain unchanged.
2846	Unpaid Cheque B to UP	This one should be withdrawn. However it needs to remain until Suspense account reduced to zero.
2847	Unpaid Cheque C to UP	This one should be withdrawn. However it needs to remain until Suspense account reduced to zero.
2531	Unpaid Chq A Redeemed	To Remain unchanged.
2851	Unpaid Chq B Redeemed	This one should be withdrawn. However it needs to remain until Suspense account reduced to zero.
2852	Unpaid Chq C Redeemed	This one should be withdrawn. However it needs to remain until Suspense account reduced to zero.
2528	Voucher to U/P	This one should be withdrawn. However it needs to remain until Suspense account reduced to zero.
2529	Rdm voucher	This one should be withdrawn. However it needs to remain until Suspense account reduced to zero.
2849	POL chq to up	To Remain unchanged.
2848	POL chq up out	To Remain unchanged.

Table 44 – Current Suspense Products

Also need to define additional Housekeeping Transactions required. Specifically need transactions to handle write-offs for things like local postage.

These will be agreed as part of the User Interface discussions.