











Level 1	Level 2	Level 3	Level 4	Content [insert Word docs]	Links to other Help Content	Owner
Back Office [F10]	SMART ID [F10]	Background to SMART ID [F1]	General background	 SMART ID Background v0.1.do		Mike Fletcher
			Frequently Asked Questions	 SMART ID Frequently Asked Q		Mike Fletcher
		Data capture Process [F2]	APADC Transaction Instructions	 SMART ID Set Up v0.1.docx		Alan McCandless
			Frequently Asked Questions			Alan McCandless
		Migration to SMART ID [F3]	[Placeholder]			Paul Summers?
		Create New User [F4]	Introduction	 SMART ID Create New User Backgroui		Shaun Turner
			Counter Process	 SMART ID Counter Procedure v0.1.docx		Shaun Turner
			Troubleshooting	 SMART ID Counter Troubleshooting v0.		Shaun Turner
		Logging on to Horizon [F5]	Introduction	 SMART ID Logging on to Horizon with !		Shaun Turner
			Screen Messages & Resolution	 SMART ID Logging on to Horizon Messi		Shaun Turner
		SMART ID training controls [F6]	Introduction	 SMART ID Controls Access by Training Ir		Shaun Turner
			Training: Screen Messages & Resolution	 SMART ID Training Messages and Resol		Shaun Turner